

CSIS

Center for Strategic and International Studies

1800 K Street N.W.

Washington, DC 20006

(202) 775-3270

To download: csis.org (Strategic Assessment)

To comment: Acordesman@aol.com

The Conventional Military Balance in India, Pakistan, and South Asia

**A Comparative Summary of Military
Expenditures; Manpower; Land, Air, and Naval,
Forces; and Arms Sales**

**Anthony H. Cordesman
Arleigh A. Burke Chair in Strategy**

Center for Strategic and International Studies

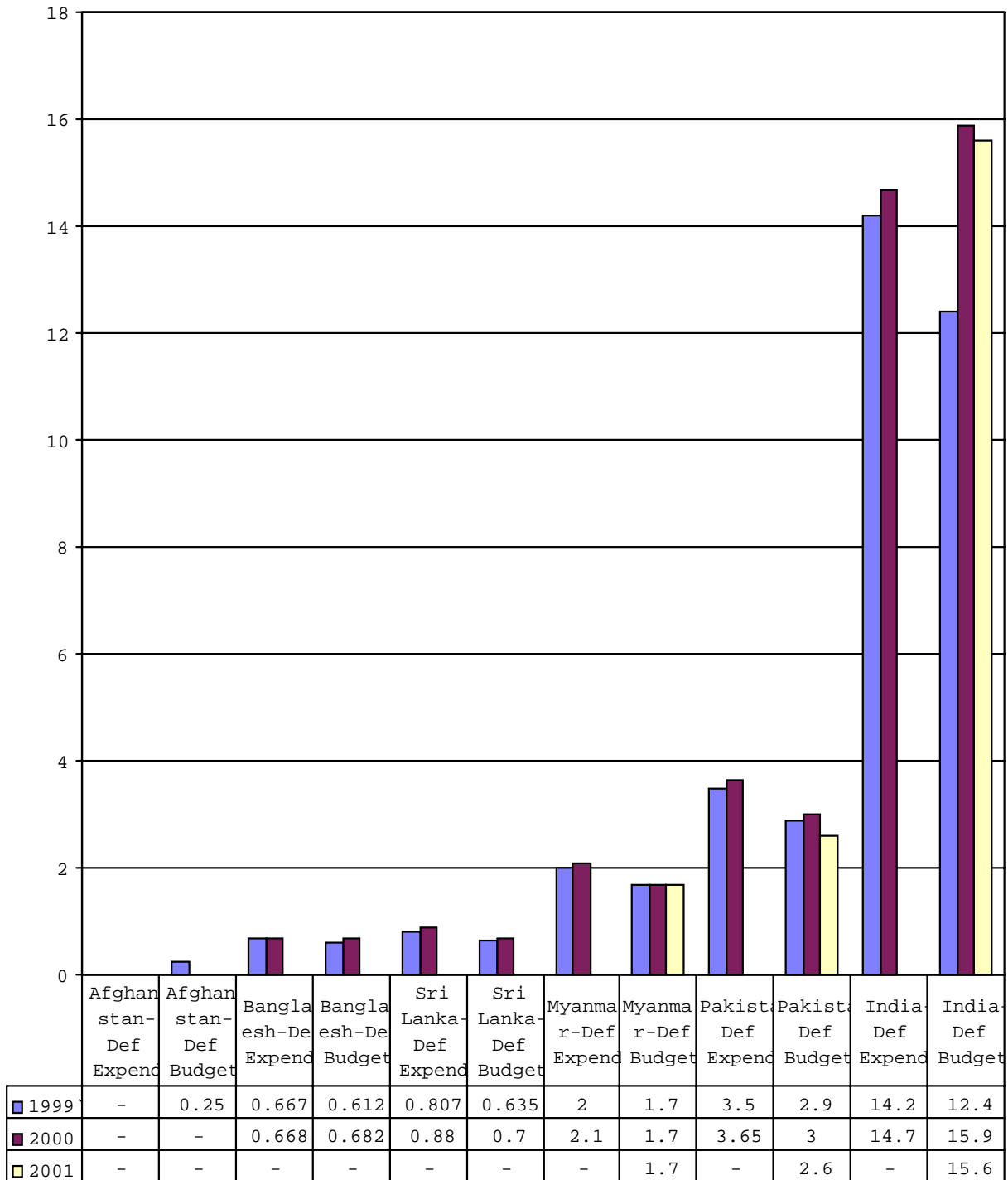
December 28, 2001

Table of Contents

<i>Comparative Military Spending Trends in South Asia in Constant Dollars: 1987-1997</i>	1
<i>Comparative Military Spending Trends in South Asia in Constant Dollars: 1987-1997</i>	2
<i>Comparative Military Spending Trends in South Asia in Current Dollars 1987-1997</i>	3
<i>Comparative Arms Imports in South Asia in Constant Dollars: 1987-1997</i>	4
<i>Comparative Arms Imports in South Asia in Current Dollars 1987-1997</i>	5
<i>South Asian Military Forces in 2001-2002 - Part One</i>	6
<i>South Asian Military Forces in 2001-2002 - Part Two</i>	7
<i>South Asian Military Manpower in 2001-2002</i>	8
<i>South Asian Main Battle Tanks: 2001-2002</i>	9
<i>South Asian Armored Fighting Vehicles: 2001-2002</i>	10
<i>South Asian Artillery Weapons in 2001-2002</i>	11
<i>South Asian Fixed and Rotary Wing Combat Aircraft: 2001-2002</i>	12
<i>South Asian Fixed Wing Combat Aircraft: 2001-2002</i>	13
<i>South Asian Fixed Wing Combat Aircraft by Type: 2001-2002</i>	14
<i>South Asian Rotary Wing Combat Aircraft: 2001-2002</i>	15
<i>South Asian Rotary Combat Aircraft by Type: 2001-2002</i>	16
<i>South Asian Naval Combat Ships in 2001-2002</i>	17
<i>South Asian Major Naval Combat Ships in 2001-2002</i>	18
<i>Western Naval Combat Ships Affecting the Asian Balance in 2001-2002</i>	19

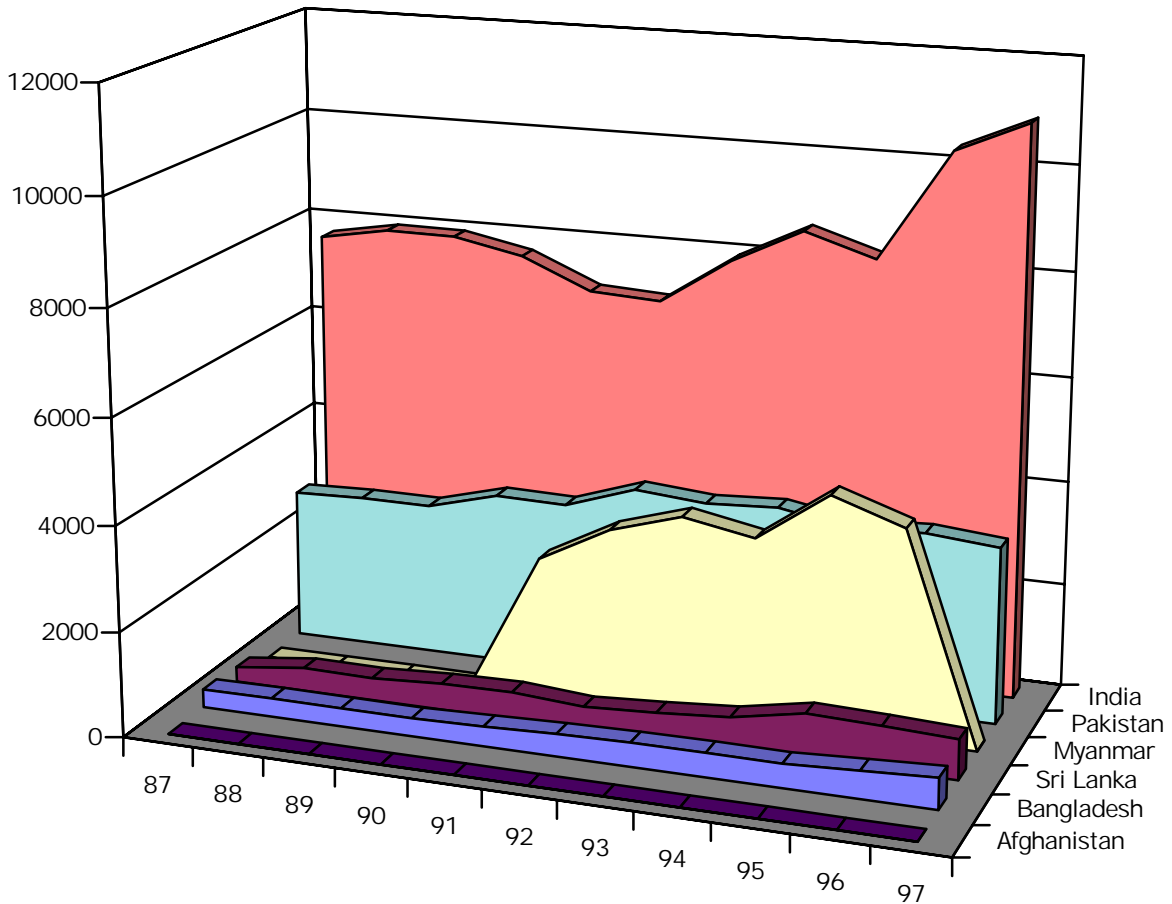
Comparative Military Spending Trends in South Asia in Constant Dollars: 1987-1997

(Constant \$US 1997 Millions)



Source: Adapted by Anthony H. Cordesman from US Arms Control and Disarmament Agency, World Military Expenditures and Arms Transfers, 1998, GPO, Washington.

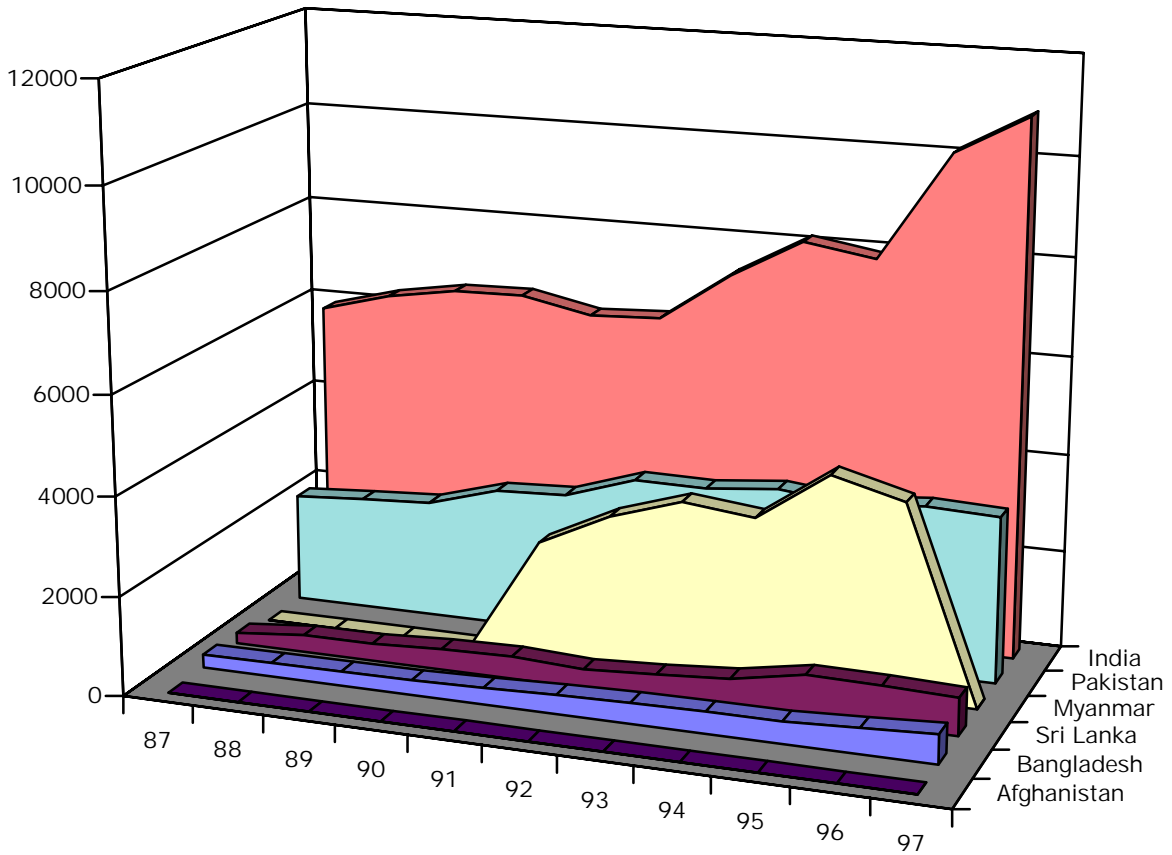
Comparative Military Spending Trends in South Asia in Constant Dollars: 1987-1997
 (Constant \$US 1997 Millions)



	87	88	89	90	91	92	93	94	95	96	97
■ Afghanistan	-	-	-	-	-	-	-	-	-	-	-
■ Bangladesh	352	357	353	352	385	429	458	463	458	524	592
■ Sri Lanka	290	448	430	507	526	428	501	603	865	826	762
■ Myanmar	-	-	-	-	2640	3360	3770	3520	4490	4030	-
■ Pakistan	2900	2940	2930	3290	3260	3710	3600	3670	3430	3500	3380
■ India	7690	7930	7920	7650	7080	7010	7910	8590	8170	10300	10900

Source: Adapted by Anthony H. Cordesman from US Arms Control and Disarmament Agency, World Military Expenditures and Arms Transfers, 1998, GPO, Washington.

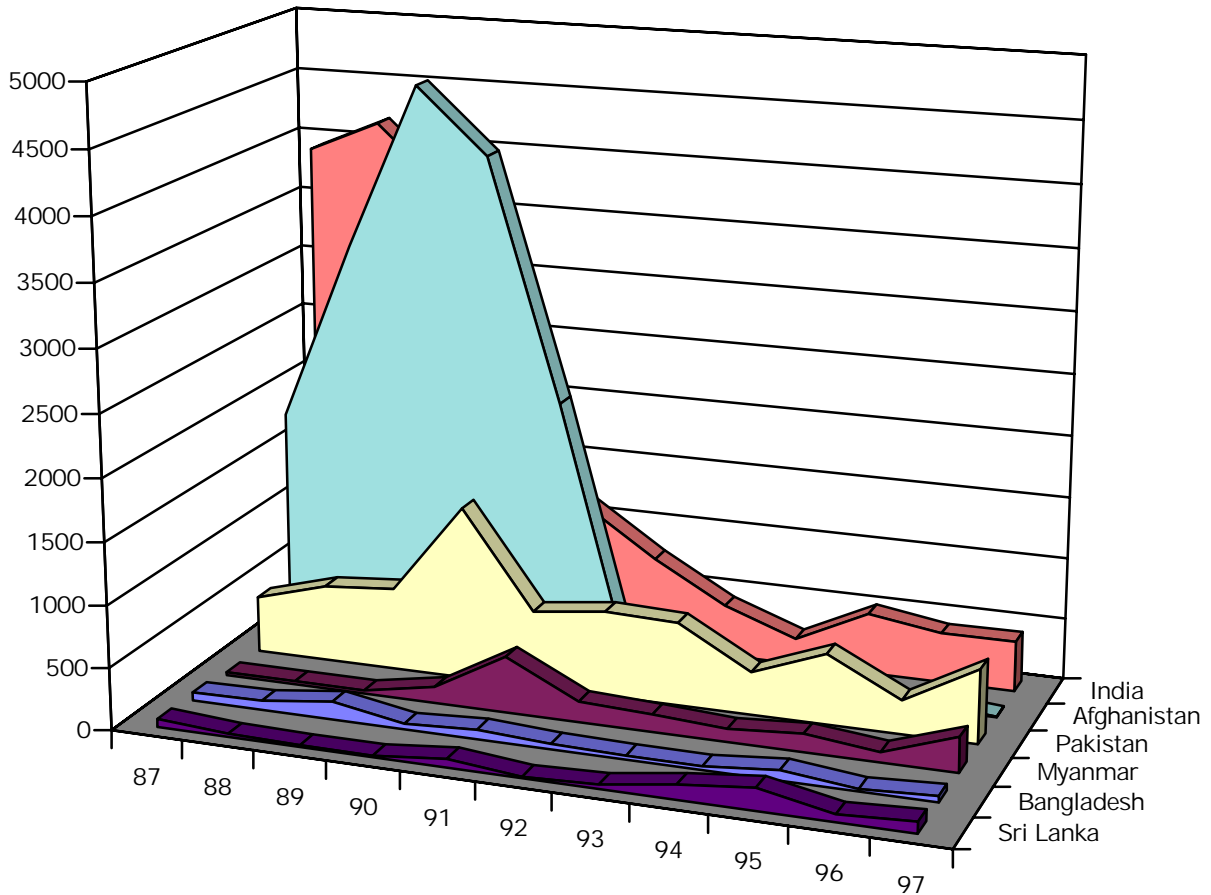
Comparative Military Spending Trends in South Asia in Current Dollars 1987-1997 (Current \$US Millions)



	87	88	89	90	91	92	93	94	95	96	97
■ Afghanistan	-	-	-	-	-	-	-	-	-	-	-
■ Bangladesh	269	283	290	301	340	387	424	438	443	515	592
■ Sri Lanka	222	354	353	433	464	386	464	570	835	812	762
■ Myanmar	-	-	-	-	2330	3030	3490	3330	4340	3960	-
■ Pakistan	2220	2320	2400	2810	2880	3350	3330	3470	3310	3440	3380
■ India	5890	6270	6510	6540	6250	6320	7320	8120	7890	10100	10900

Source: Adapted by Anthony H. Cordesman from US Arms Control and Disarmament Agency, World Military Expenditures and Arms Transfers, 1998, GPO, Washington.

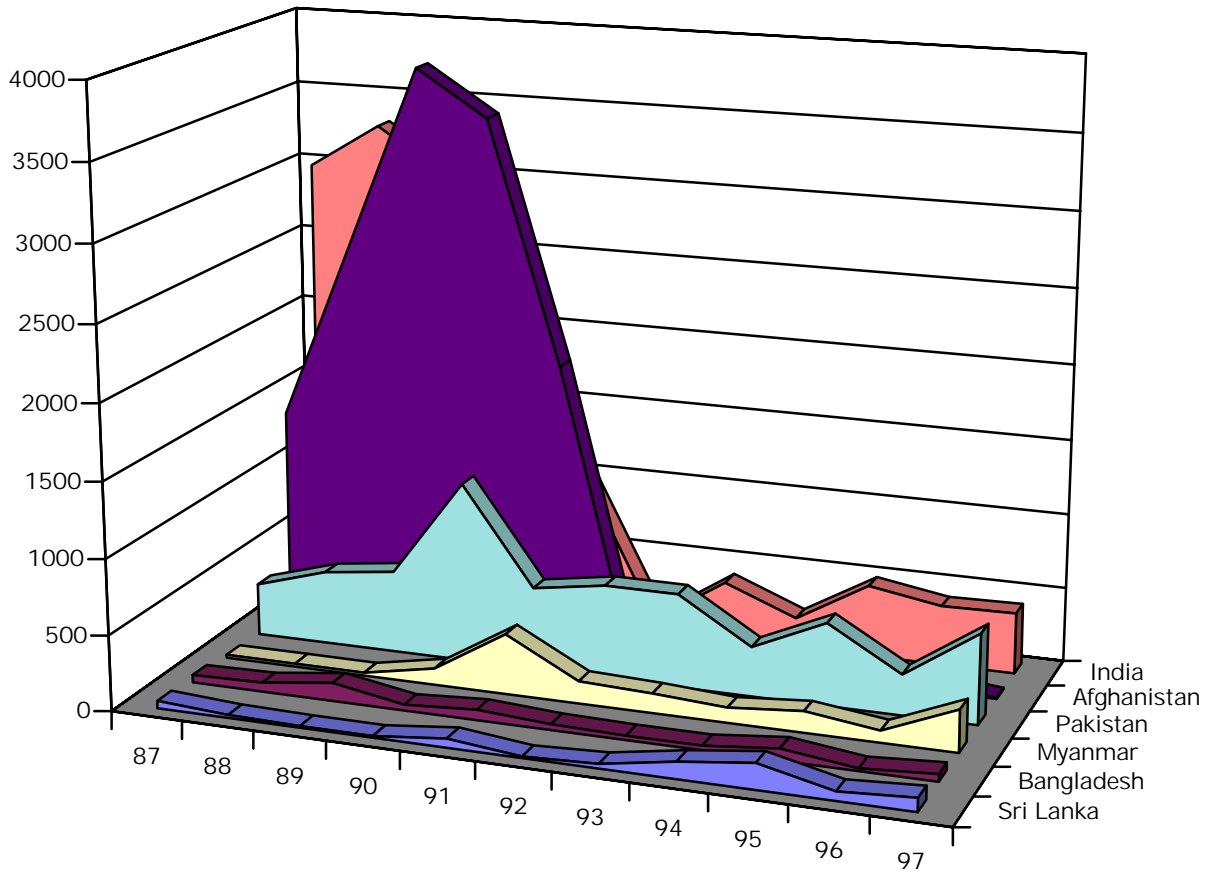
Comparative Arms Imports in South Asia in Constant Dollars: 1987-1997
 (Constant \$US 1997Millions)



	87	88	89	90	91	92	93	94	95	96	97
■ Sri Lanka	65	25	12	12	68	11	32	116	176	61	90
■ Bangladesh	65	76	146	47	79	44	32	32	83	20	50
■ Myanmar	26	25	24	129	453	166	140	106	145	81	280
■ Pakistan	457	619	669	1405	623	693	675	349	570	275	600
■ Afghanistan	1829	3286	4624	4099	2152	0	5	21	21	51	5
■ India	3920	4171	3651	2108	1133	748	421	212	497	407	410

Source: Adapted by Anthony H. Cordesman from US Arms Control and Disarmament Agency, World Military Expenditures and Arms Transfers, 1998, GPO, Washington.

Comparative Arms Imports in South Asia in Current Dollars 1987-1997
(Current \$US Millions)



	87	88	89	90	91	92	93	94	95	96	97
■ Sri Lanka	50	20	10	10	60	10	30	110	170	60	90
■ Bangladesh	50	60	120	40	70	40	30	30	80	20	50
■ Myanmar	20	20	20	110	400	150	130	100	140	80	280
■ Pakistan	350	490	550	1200	550	625	625	330	550	270	600
■ Afghanistan	1400	2600	3800	3500	1900	0	5	20	20	50	5
■ India	3000	3300	3000	1800	1000	75	390	200	480	400	410

Source: Adapted by Anthony H. Cordesman from US Arms Control and Disarmament Agency, World Military Expenditures and Arms Transfers, 1998, GPO, Washington.

South Asian Military Forces in 2001-2002 - Part One

	<u>India</u>	<u>Pakistan</u>	<u>Bangladesh</u>	<u>Afghanistan*</u>	<u>Myanmar</u>	<u>Sri Lanka</u>
Manpower (1,000s)						
Total Active	1263	620	137	-	440	110-115
Regular	1263	620	137	-	440	110-115
National Guard & Other	-	-	-	-	-	-
Reserve	535	513	-	-	-	4.2
Paramilitary	1090	288	63.2	-	100.25	88.6
Army and Guard						
Manpower (1,000s)	1100	550	120	-	325	90-95
Regular Army Manpower	1100	550	120	-	325	90-95
Reserve (1,000s)	300	500	-	-	-	1.1
Total Main Battle Tanks	3414	2300	200	1,000	100	25
Active AIFV/ Lt. Tanks	1540	-	40	-	165	16
Total APCs	160-317	1150	130	1,000	270	152
ATGW	1100	800	-	-	-	-
ATK Guns	-	-	68	-	60	-
Self Propelled Artillery	180	240	-	-	-	-
Towed Artillery	4175	1467	140	-	294	81
MRLs	100	45	-	125	30	16
Mortars (81mm+)	1000	1200	50	-	80	424
SSM Launchers	3-5?	110?	-	-	-	-
Light SAM Launchers	1615	1400	-	-	-	-
AA Guns	2424	2000+	106	-	36	27
Air Force						
Manpower (1,000s)	110	45	6.5	-	9	10
Air Defense Manpower	-	-	-	-	-	-
Total Combat Aircraft	738	353	83	-	113	26
Bombers	-	-	-	-	-	-
Fighter/Attack	367	112	-	25	22	24
Fighter/Interceptor	368	192	83**	?	60-70	-
Recce/FGA Recce	16	11	-	-	-	-
COIN/OCU	-	-	-	-	24	-
AEW C4I/BM/EW	-	-	-	-	-	-
MR/MPA	4	-	-	-	-	-
Transport Aircraft	1124	216	3	14	15	32
Tanker Aircraft	6	-	-	-	-	-
Total Helicopters	165	25	27	36	66	34
Armed Helicopters****	34	-	-	9	29	19
Major SAM Launchers	280*	36	-	225	-	-
Light SAM Launchers	-	36	-	-	-	-
AA Guns	-	-	-	200-300	-	-

South Asian Military Forces in 2001-2002 - Part Two

	<u>India</u>	<u>Pakistan</u>	<u>Bangladesh</u>	<u>Afghanistan*</u>	<u>Myanmar</u>	<u>SriLanka</u>
Total Naval Manpower (1,000s)	53	25	10.5	-	10	10
Major Surface Combatants						
Carriers	1	-	-	-	-	-
Destroyer –Guided Missile	8	-	-	-	-	-
Other Destroyer	-	-	-	-	-	-
Frigate-Guided Missile	4	6	1	-	-	-
Other Frigate	7	2	3	-	-	-
Corvettes	7	-	-	-	2	-
Patrol Craft						
Missile	23	5	10	-	6	-
Torpedo and Coastal	16	4	14	-	13	7
Inshore, Riverine	11	3	9	-	47	32
Submarines						
SLBN	-	-	-	-	-	-
SSN	-	-	-	-	-	-
SSG	-	-	-	-	-	-
SS/SSK	16	10	-	-	-	-
Mine Vessels	18	3	4	-	-	-
Amphibious Ships	7	-	-	-	-	1
Landing Craft	10	-	14	-	11	7
Support Ships	32	9	8	-	9	-
Marines (1,000s)	1.2	1.2	-	-	.8	-
Naval Air	5000	-	-	-	-	-
Naval Aircraft	37	5	-	-	-	-
Bomber	-	-	-	-	-	-
FGA	-	-	-	-	-	-
Fighter	26	-	-	-	-	-
MR/MPA	50	5	-	-	-	-
Armed Helicopters	72	9	-	-	-	-
ASW Helicopters	70	-	-	-	-	-
SAR Helicopters	6	9***	-	-	-	-
Mine Warfare Helicopters	-	-	-	-	-	-
Other Helicopters	6	4	-	-	-	-

* Nominal strength of equipment in country on September 10, 2001. Much of this equipment was not operational.

** includes FTR and FGA

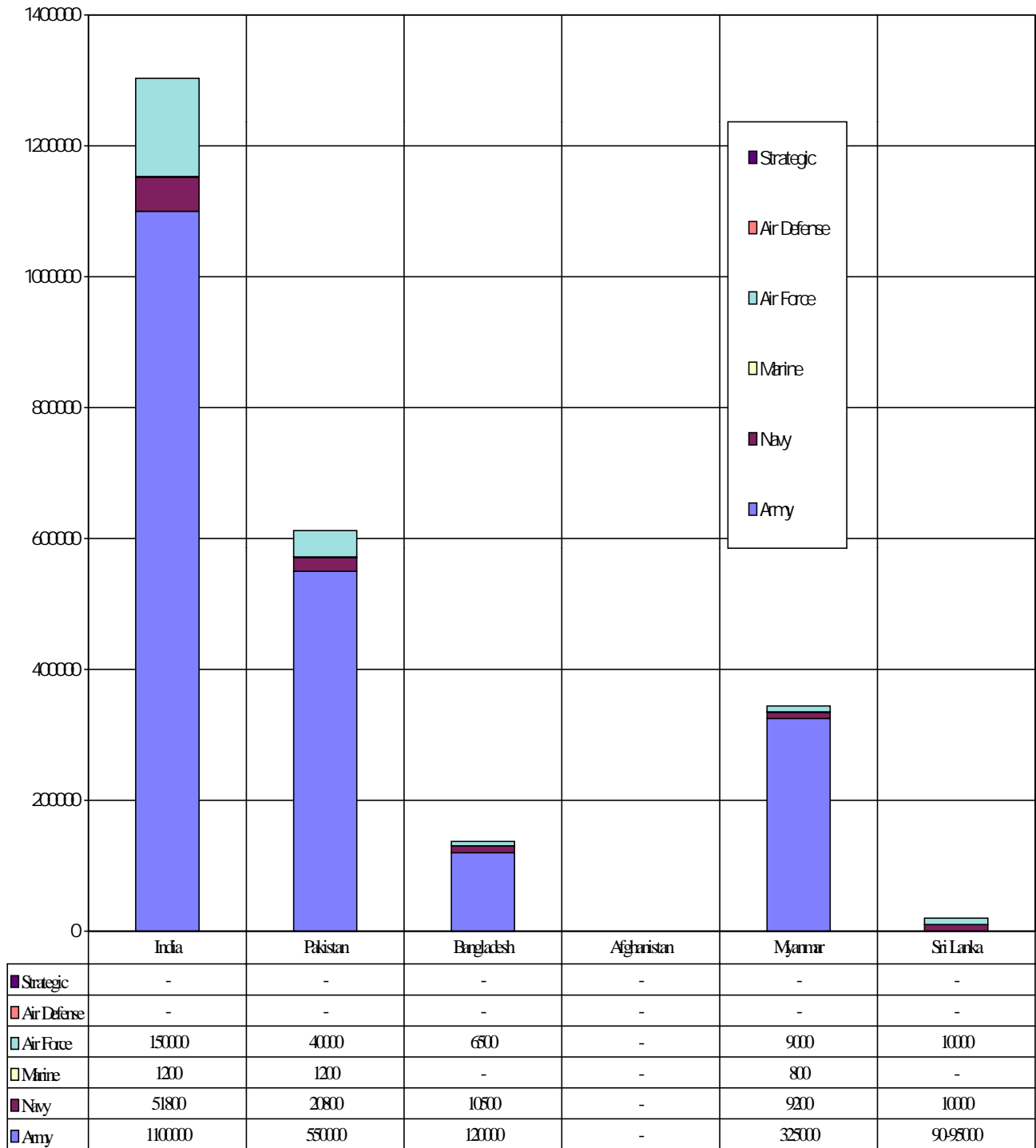
*** Includes ASW and SAR Helicopters

**** Includes navy, army, national guard, and royal flights, but not paramilitary.

***** Includes in Air Defense Command

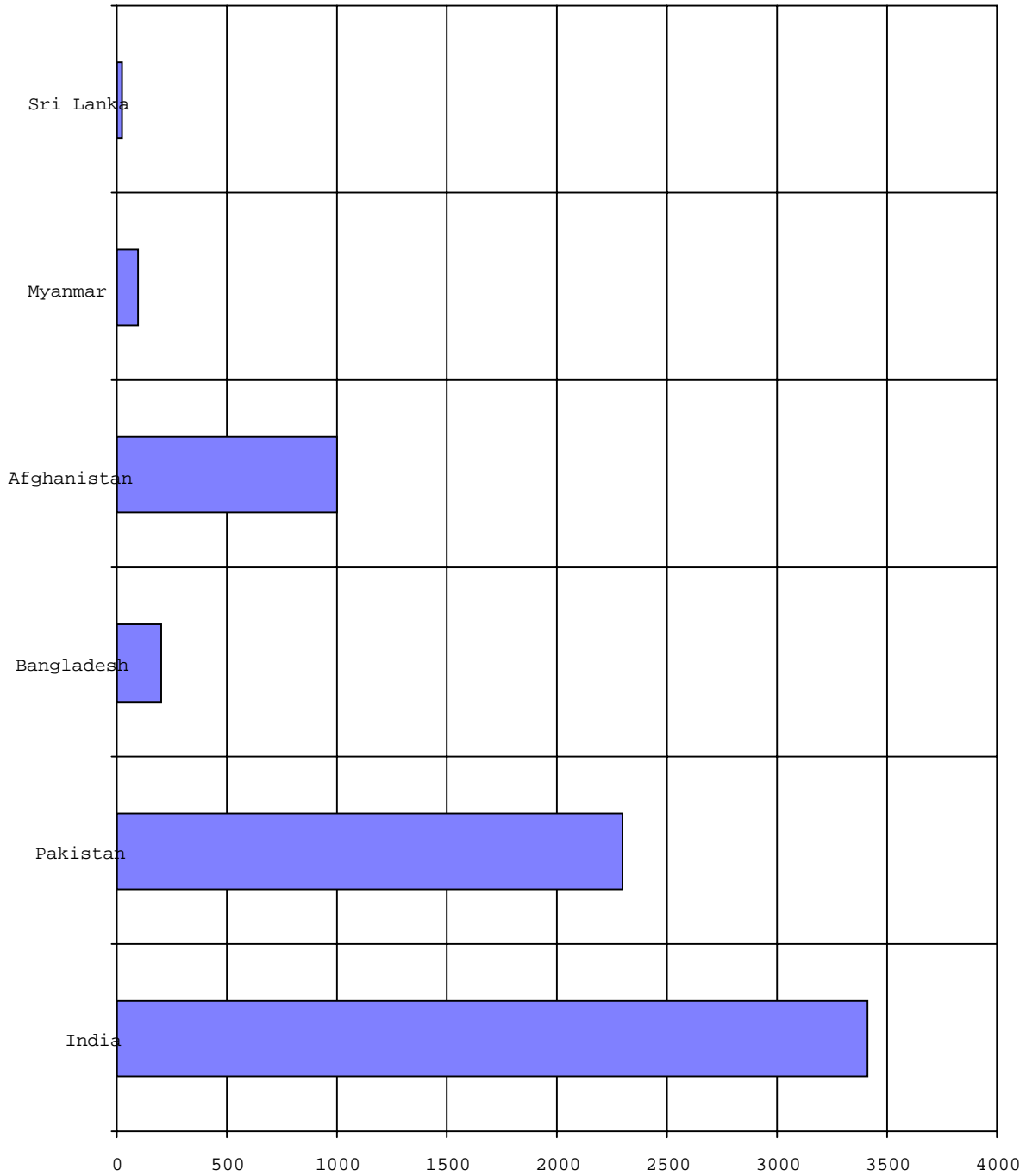
Source: Adapted by Anthony H. Cordesman from interviews, International Institute for Strategic Studies, Military Balance, 2001-2002 (IISS, London); various data available from Jane's Sentinel, and Periscope

South Asian Military Manpower in 2001-2002



Source: Adapted by Anthony H. Cordesman from the IISS, Military Balance, 2001-2002.

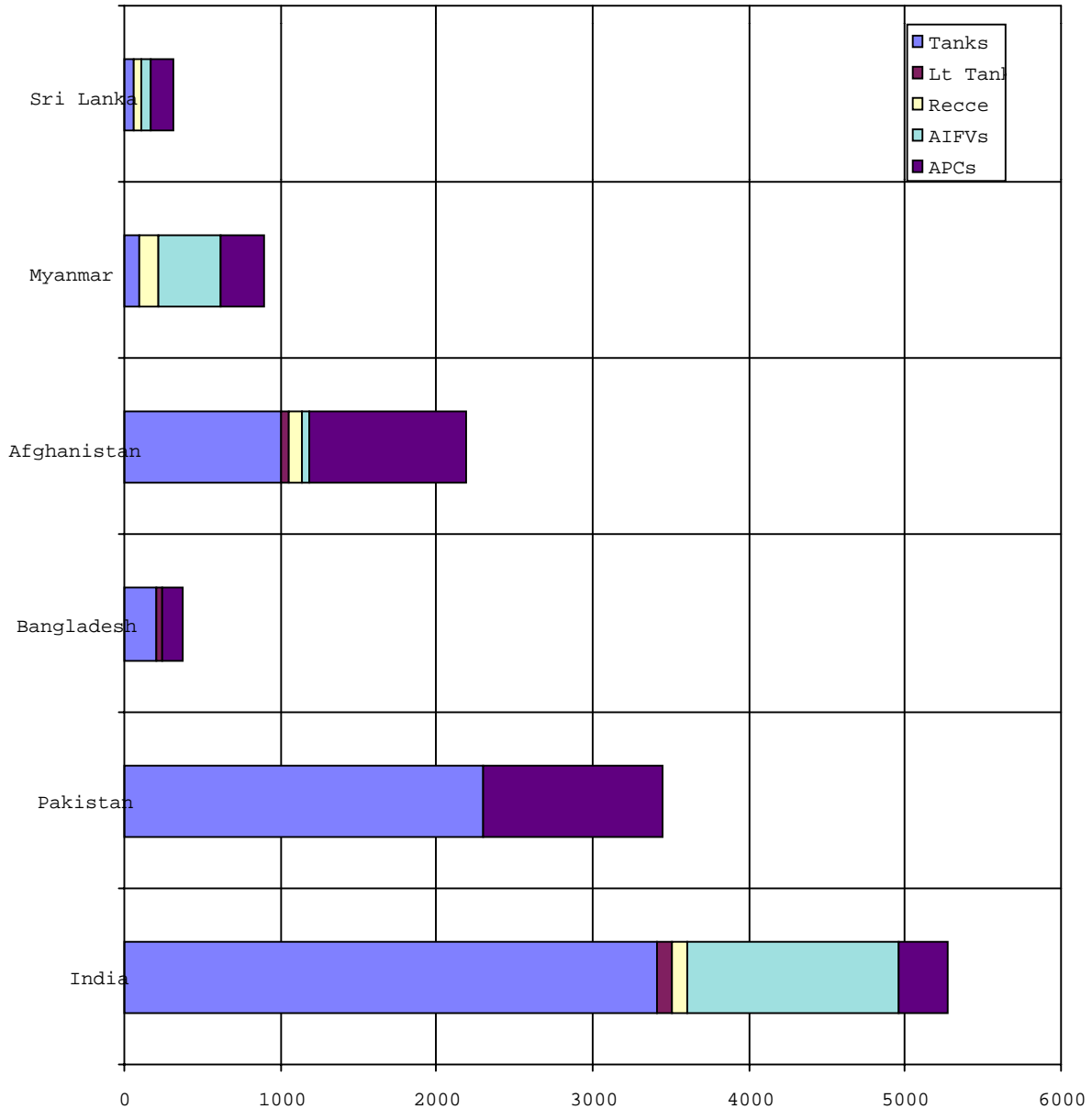
South Asian Main Battle Tanks: 2001-2002
(Number in Active Service)



	India	Pakistan	Bangladesh	Afghanistan	Myanmar	Sri Lanka
■ Tanks	3414	2300	200	1000	100	25

Source: Adapted by Anthony H. Cordesman from IISS, Military Balance, 2001-2002.

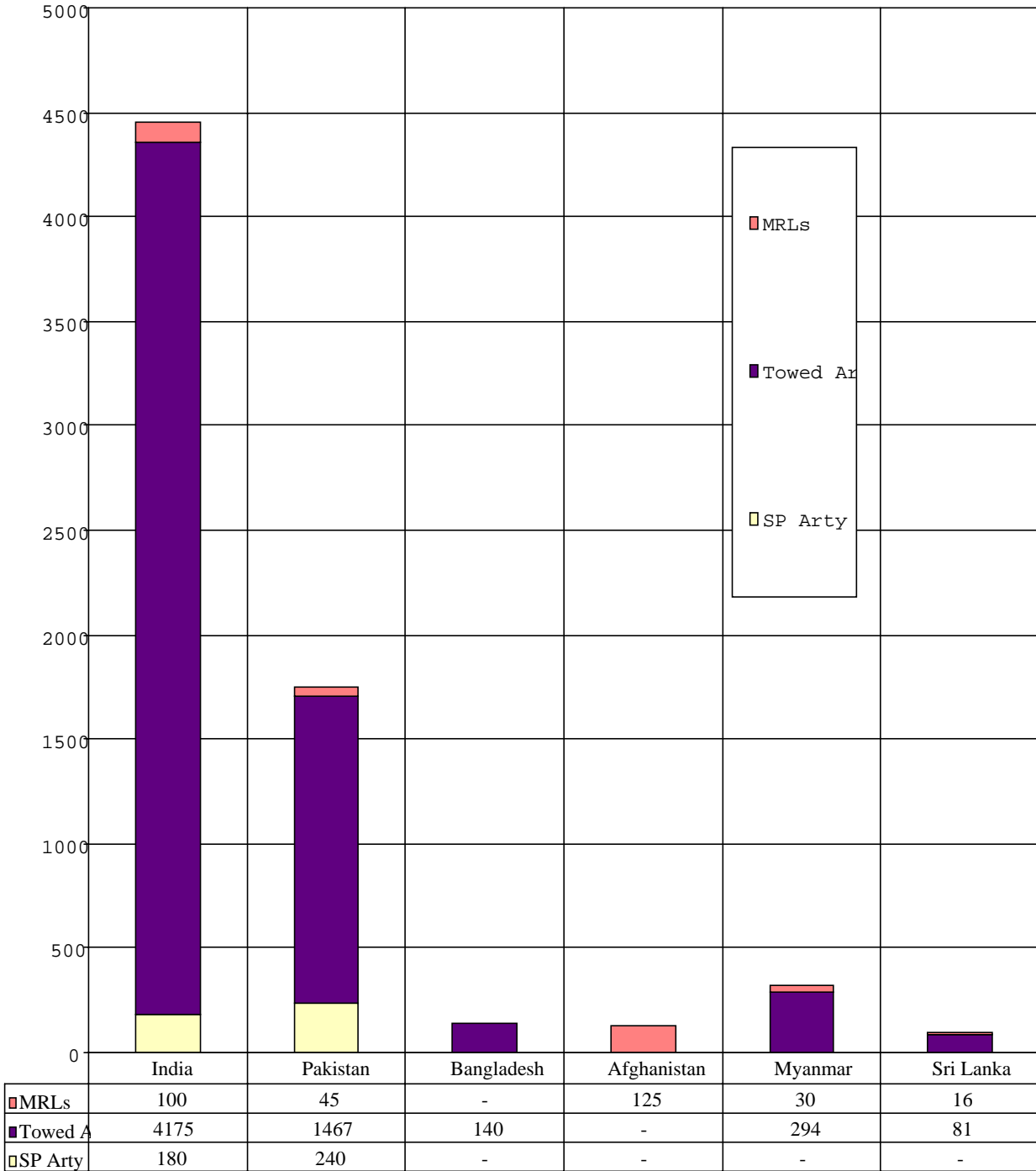
South Asian Armored Fighting Vehicles: 2001-2002
 (Number of Tanks, OAFVs, APCs, Recce in Active Service)



	India	Pakistan	Bangladesh	Afghanistan	Myanmar	Sri Lanka
■ APCs	317	1150	130	1000	270	152
■ AIFVs	1350	-	-	47	400	52
■ Recce	100	-	-	84	120	47
■ Lt Tank	90	-	40	57	-	-
■ Tanks	3414	2300	200	1000	100	65

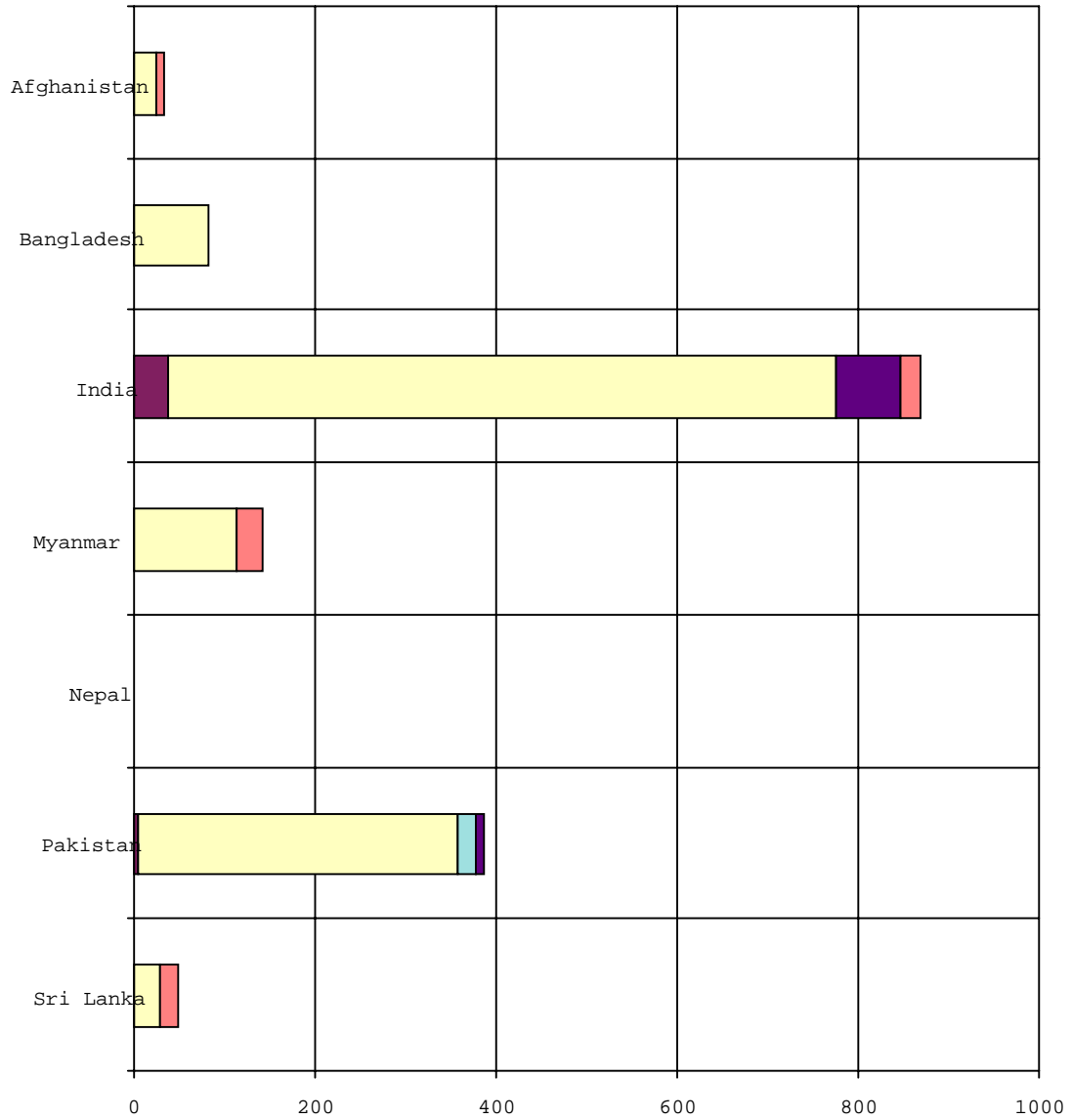
Source: Adapted by Anthony H. Cordesman from IISS, Military Balance, 2001-2002.

South Asian Artillery Weapons in 2001-2002



Source: Adapted by Anthony H. Cordesman from the IISS, Military Balance, 2001-2002.

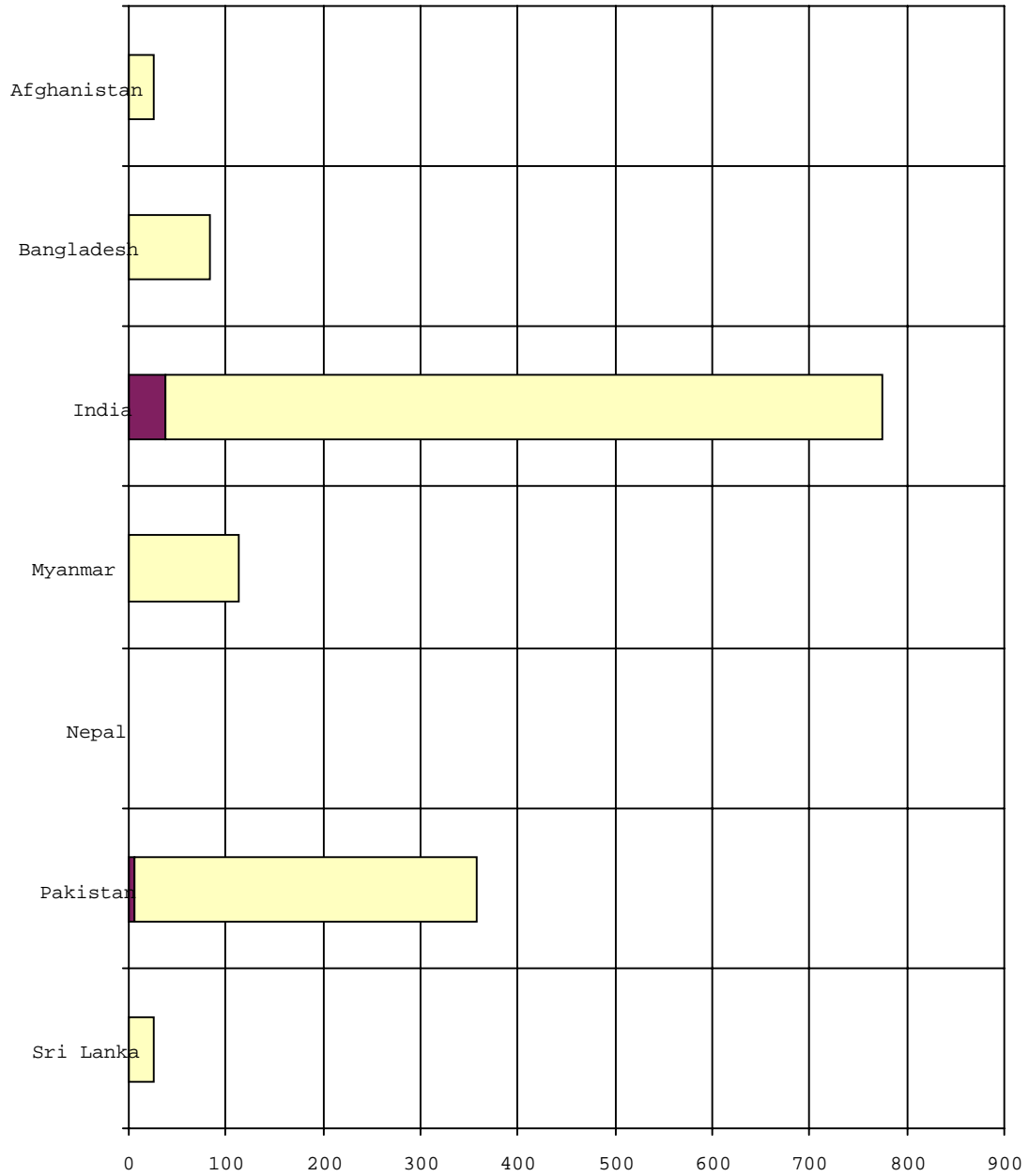
South Asian Fixed and Rotary Wing Combat Aircraft: 2001-2002
(Number in Active Service)



	Sri Lanka	Pakistan	Nepal	Myanmar	India	Bangladesh	Afghanistan
Air Force Hel	20	-	-	29	22	-	9
Navy Hel	-	9	-	-	72	-	-
Army Hel	-	20	-	-	-	-	-
Air Force Fixed	29	353	-	113	738	83	25
Navy Fixed Wing	-	5	-	-	37	-	-
Army Fixed Wing	-	-	-	-	-	-	-

Source: Adapted by Anthony H. Cordesman from IISS, Military Balance, 2001-2002.

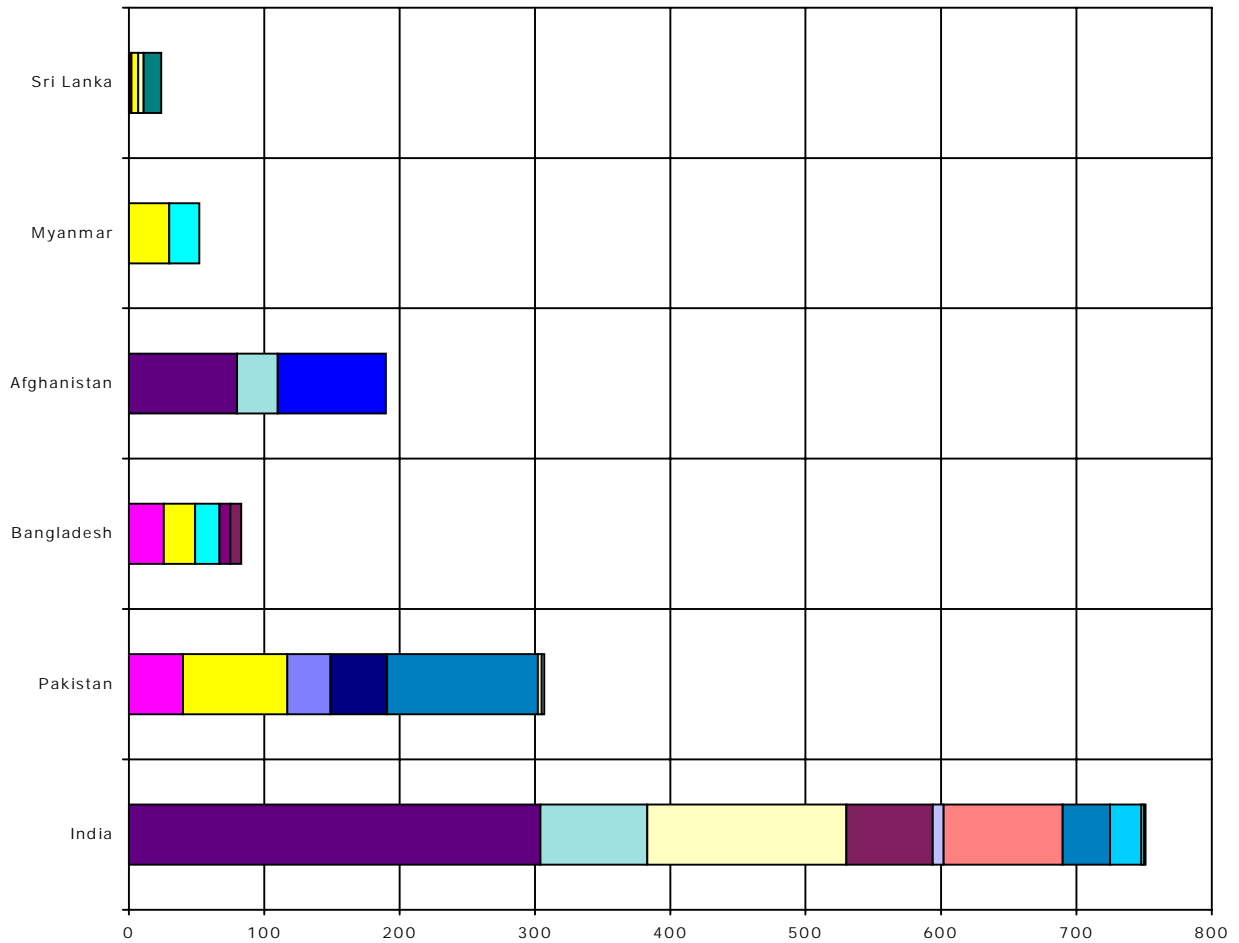
South Asian Fixed Wing Combat Aircraft: 2001-2002
(Number in Active Service)



	Sri Lanka	Pakistan	Nepal	Myanmar	India	Bangladesh	Afghanistan
Air Force Fixed Wing	26	353	-	113	738	83	25
Navy Fixed Wing	-	5	-	-	37	-	-
Army Fixed Wing	-	-	-	-	-	-	-

Source: Adapted by Anthony H. Cordesman from IISS, Military Balance, 2001-2002.

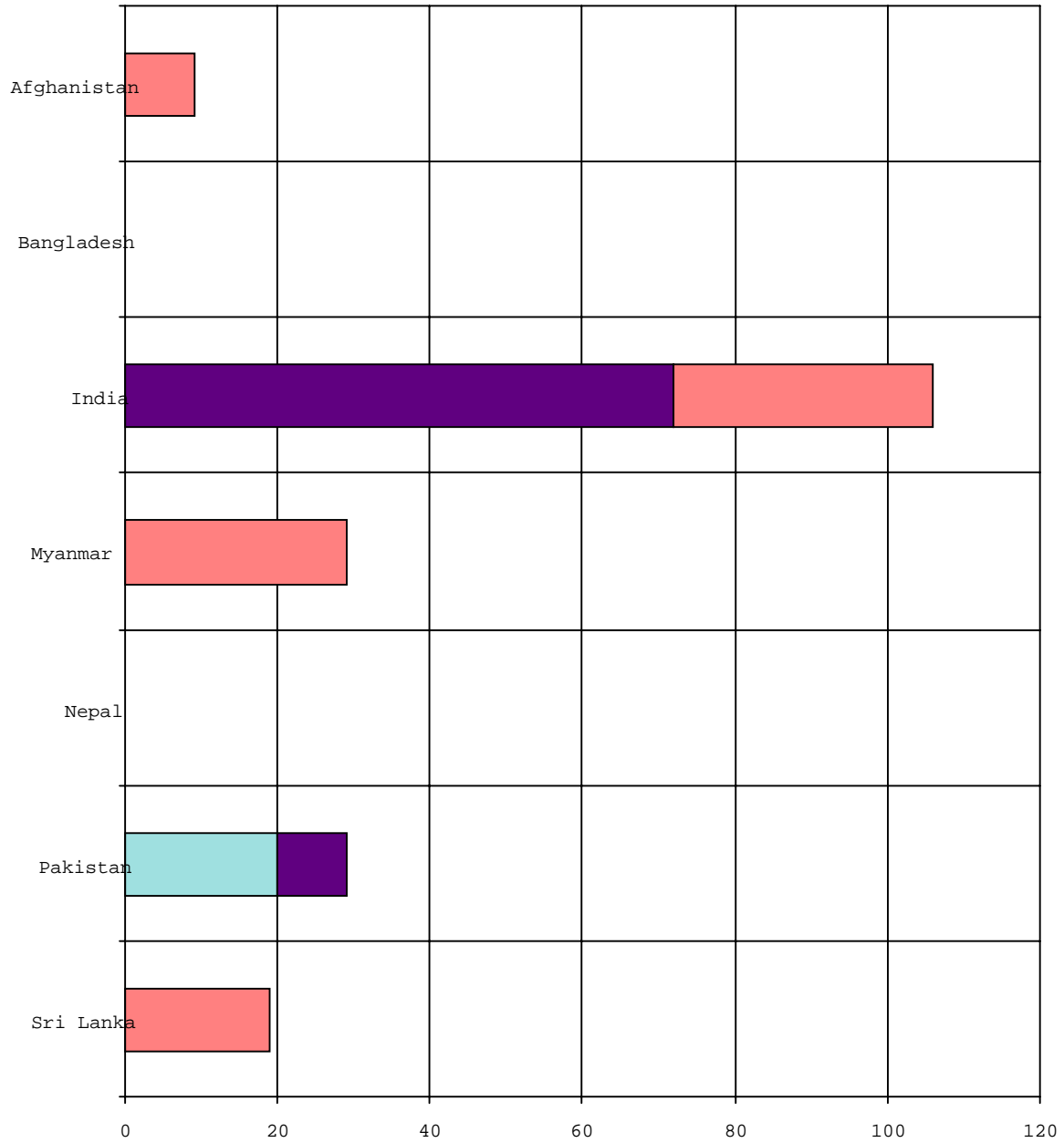
South Asian Fixed Wing Combat Aircraft by Type: 2001-2002
(Number in Active Service)



	India	Pakistan	Bangladesh	Afghanistan	Myanmar	Sri Lanka
P-3C	-	2	-	-	-	-
Atlantic	-	3	-	-	-	-
T-60	1	-	-	-	-	-
T-4	2	-	-	-	-	-
Sea Harrier	23	-	-	-	-	-
Kfir	-	-	-	-	-	13
Mirage	35	111	-	-	-	-
Jaguar S	88	-	-	-	-	-
Su-30MK	8	-	-	-	-	-
Su-7/-17/-22	-	-	-	80	-	-
Q-5	-	42	-	-	-	-
MiG-29	64	-	8	-	-	-
MiG-27	147	-	-	-	-	4
MiG-23	79	-	-	30	-	-
MiG-21	304	-	-	80	-	-
L-39ZA	-	-	8	-	-	-
A-5	-	-	18	-	22	-
F-16	-	32	-	-	-	-
F-7	-	77	23	-	30	5
F-6	-	40	26	-	-	-
FT-5	-	-	-	-	-	2

Source: Adapted by Anthony H. Cordesman from IISS, Military Balance, 2001-2002.

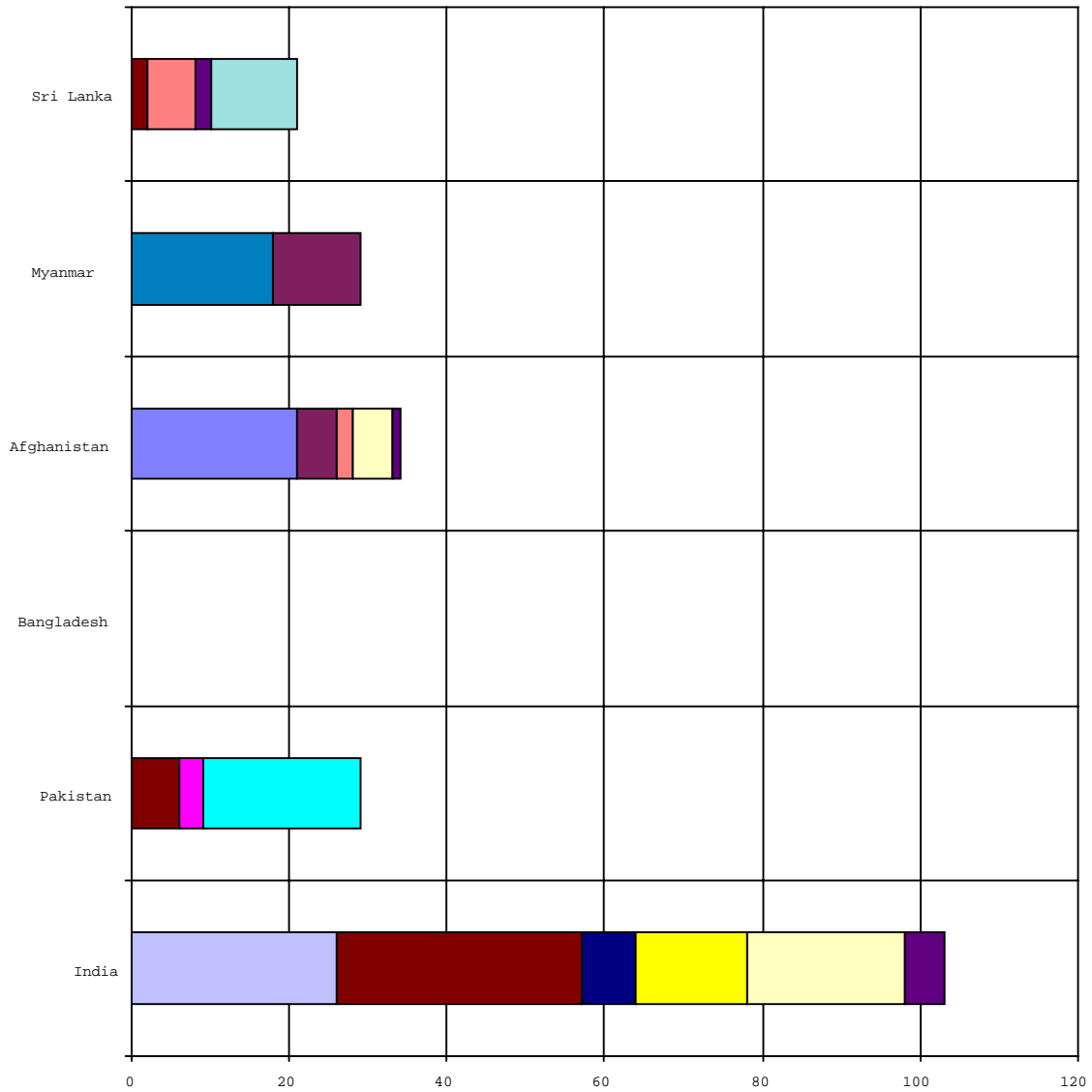
South Asian Rotary Wing Combat Aircraft: 2001-2002
(Number in Active Service)



	Sri Lanka	Pakistan	Nepal	Myanmar	India	Bangladesh	Afghanista
Air Force Hel	19	-	-	29	34	-	9
Navy Hel	-	9	-	-	72	-	-
Army Hel	-	20	-	-	-	-	-

Source: Adapted by Anthony H. Cordesman from IISS, Military Balance, 2001-2002.

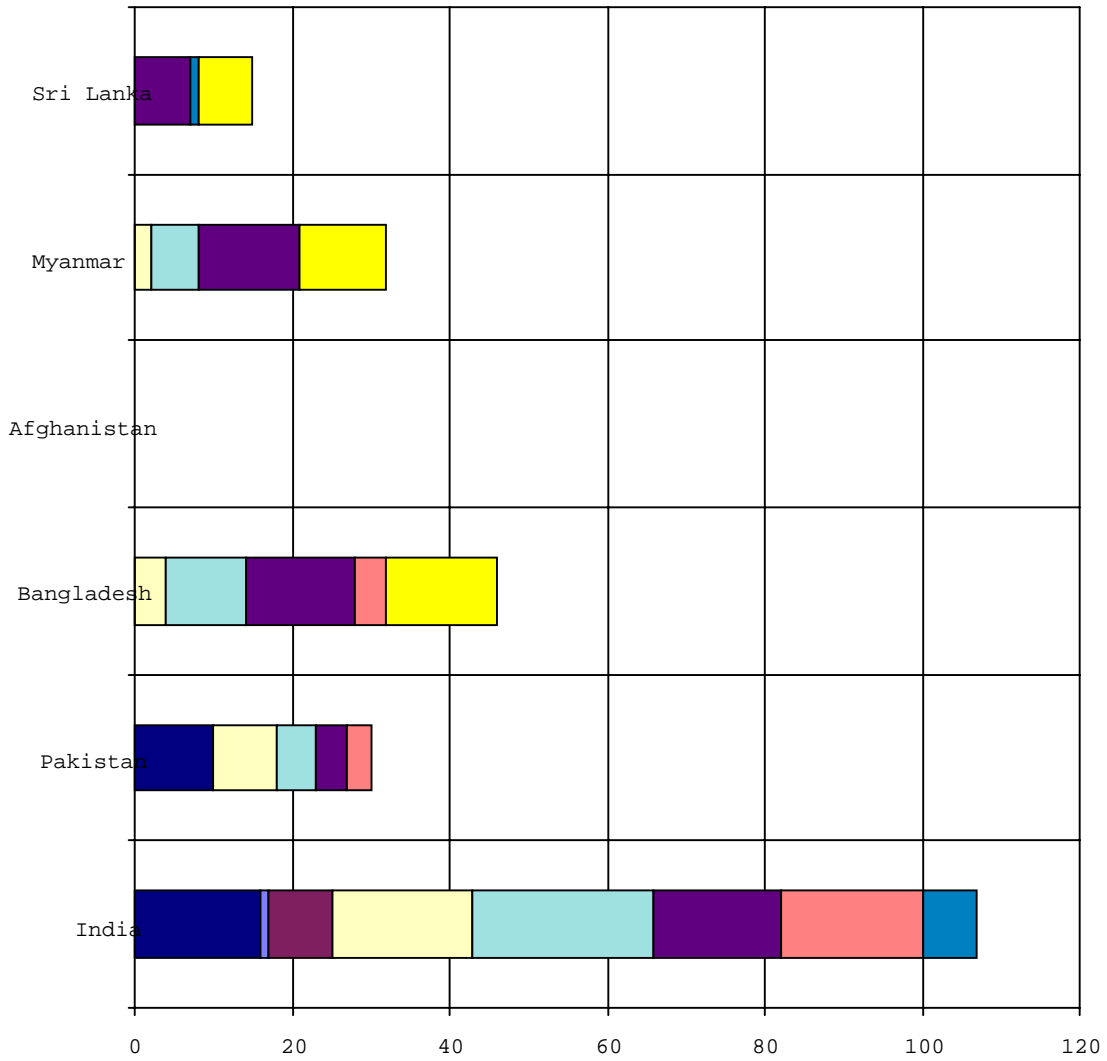
South Asian Rotary Combat Aircraft by Type: 2001-2002
(Number in Active Service)



	India	Pakistan	Bangladesh	Afghanistan	Myanmar	Sri Lanka
AH-1F	-	20	-	-	-	-
Bell 212	-	-	-	-	-	11
Mi-35	5	-	-	1	-	2
Mi-25	20	-	-	5	-	-
Mi-24	-	-	-	2	-	6
Mi-17	-	-	-	5	11	-
Mi-8	-	-	-	21	-	-
Mi-2	-	-	-	-	18	-
Lynx HAS Mk-3	-	3	-	-	-	-
Ka-28	14	-	-	-	-	-
Ka-25	7	-	-	-	-	-
Sea King	31	6	-	-	-	2
Chetak	26	-	-	-	-	-

Source: Adapted by Anthony H. Cordesman from IISS, Military Balance, 2001-2002.

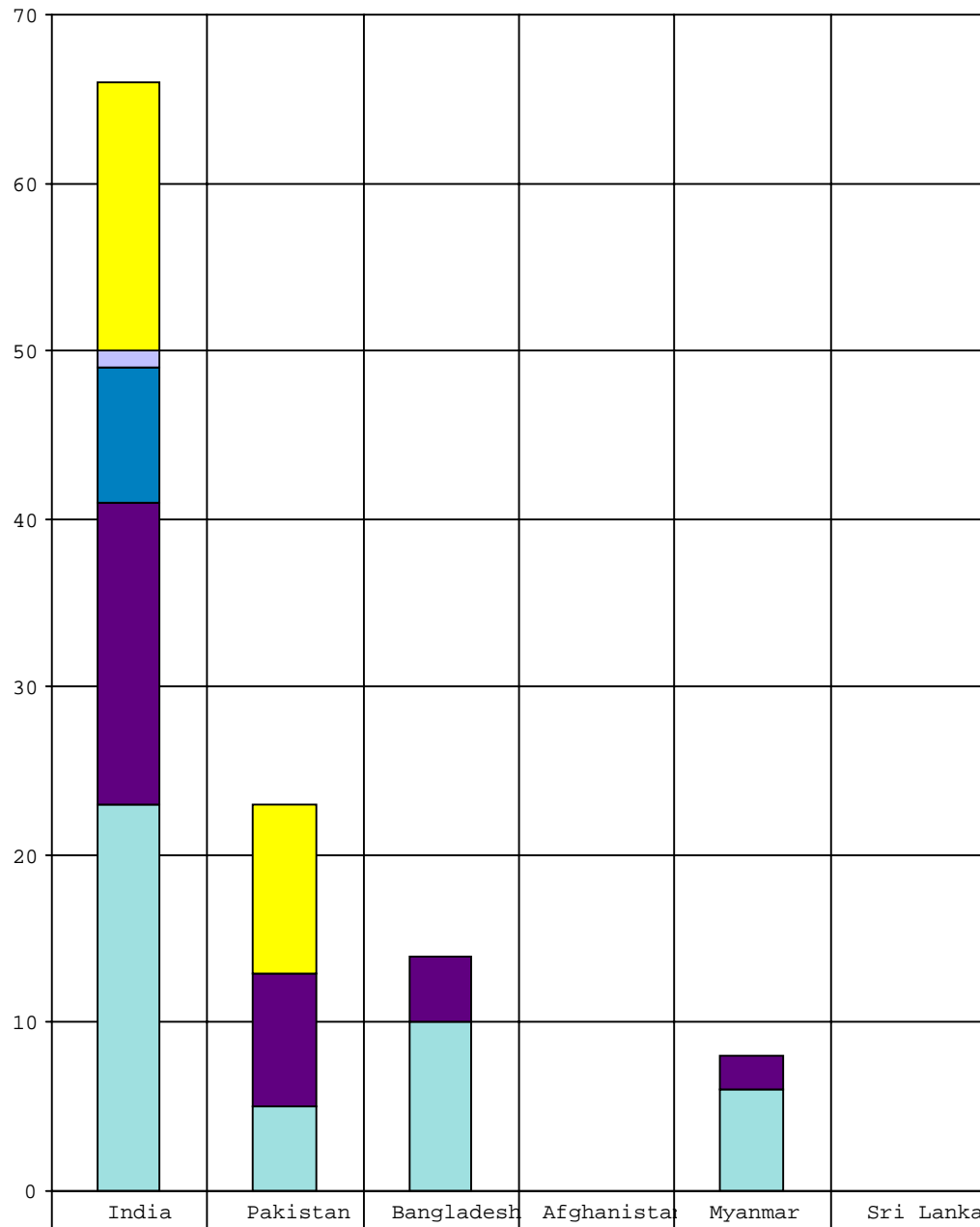
South Asian Naval Combat Ships in 2001-2002 (Number in Active Service)



	India	Pakistan	Bangladesh	Afghanistan	Myanmar	Sri Lanka
Landing Craft	-	-	14	-	11	7
Amphibious	7	-	-	-	-	1
Mine	18	3	4	-	-	-
Other Patrol	16	4	14	-	13	7
Missile Patrol	23	5	10	-	6	-
Frigates/Corvettes	18	8	4	-	2	-
Cruisers	-	-	-	-	-	-
Destroyers	8	-	-	-	-	-
Carriers	1	-	-	-	-	-
Submarines	16	10	-	-	-	-

Source: Adapted by Anthony H. Cordesman from IISS, *Military Balance, 2001-2002*.

South Asian Major Naval Combat Ships in 2001-2002
(Number in Active Service)

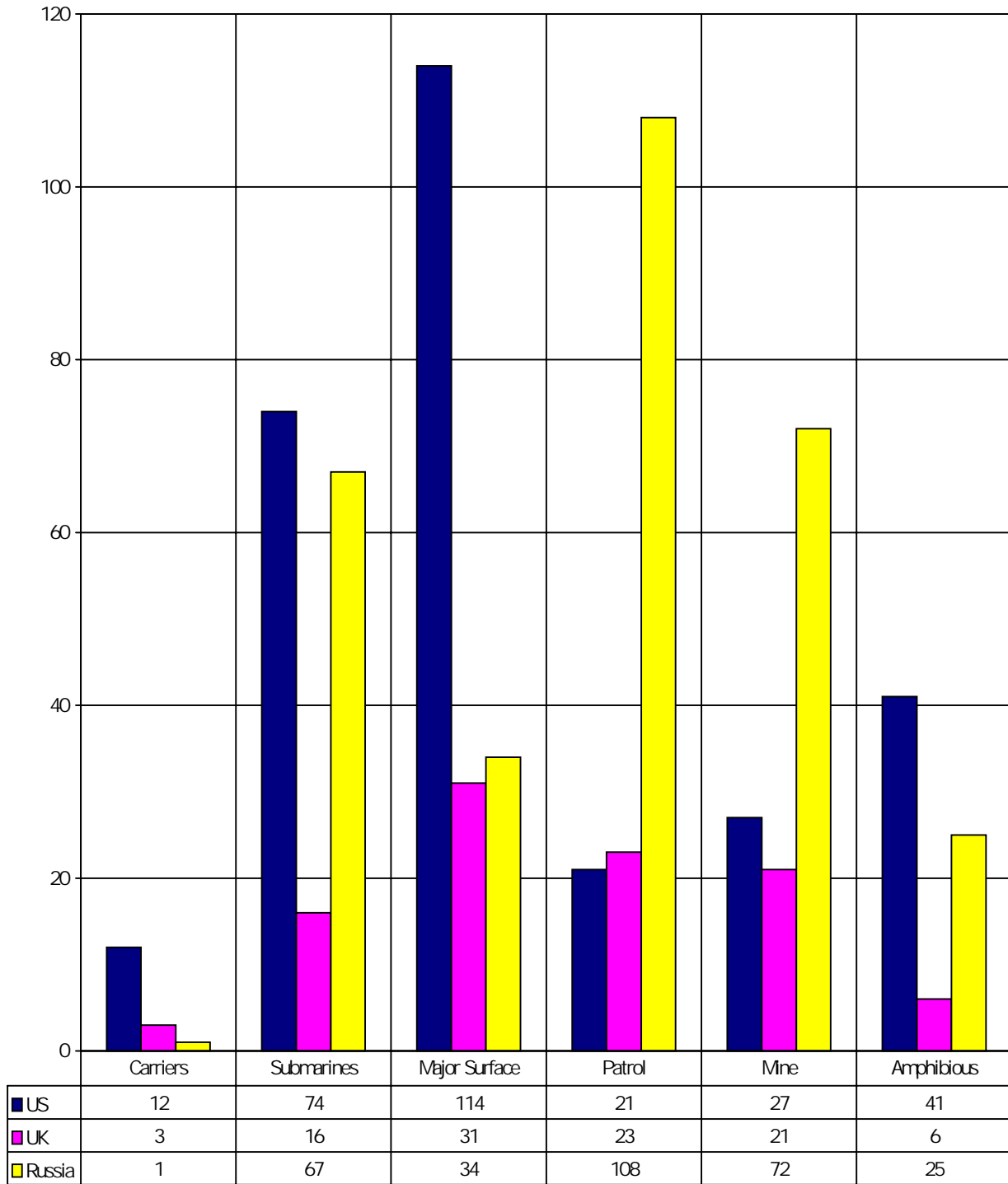


	India	Pakistan	Bangladesh	Afghanistan	Myanmar	Sri Lanka
Submarines	16	10	-	-	-	-
Carriers	1	-	-	-	-	-
Destroyers	8	-	-	-	-	-
Cruisers	-	-	-	-	-	-
Frigates/Corvettes	18	8	4	-	2	-
Missile Patrol	23	5	10	-	6	-

Source: Adapted by Anthony H. Cordesman from IISS, Military Balance, 2001-2002.

Copyright Anthony H. Cordesman, all rights reserved

Western Naval Combat Ships Affecting the Asian Balance in 2001-2002



Source: Adapted by Anthony H. Cordesman from the IISS, Military Balance, 2001-2002.

