

CSIS

**Center for Strategic and International Studies
1800 K Street N.W.**

Washington, DC 20006

(202) 775-3270

To download: csis.org (Strategic Assessment)

To comment: Acordesman@aol.com

The Conventional Military Balance in South Asia

An Analytic Overview

**A Comparative Summary of Military Expenditures;
Manpower; Land, Air, and Naval, Forces; and Arms
Sales**

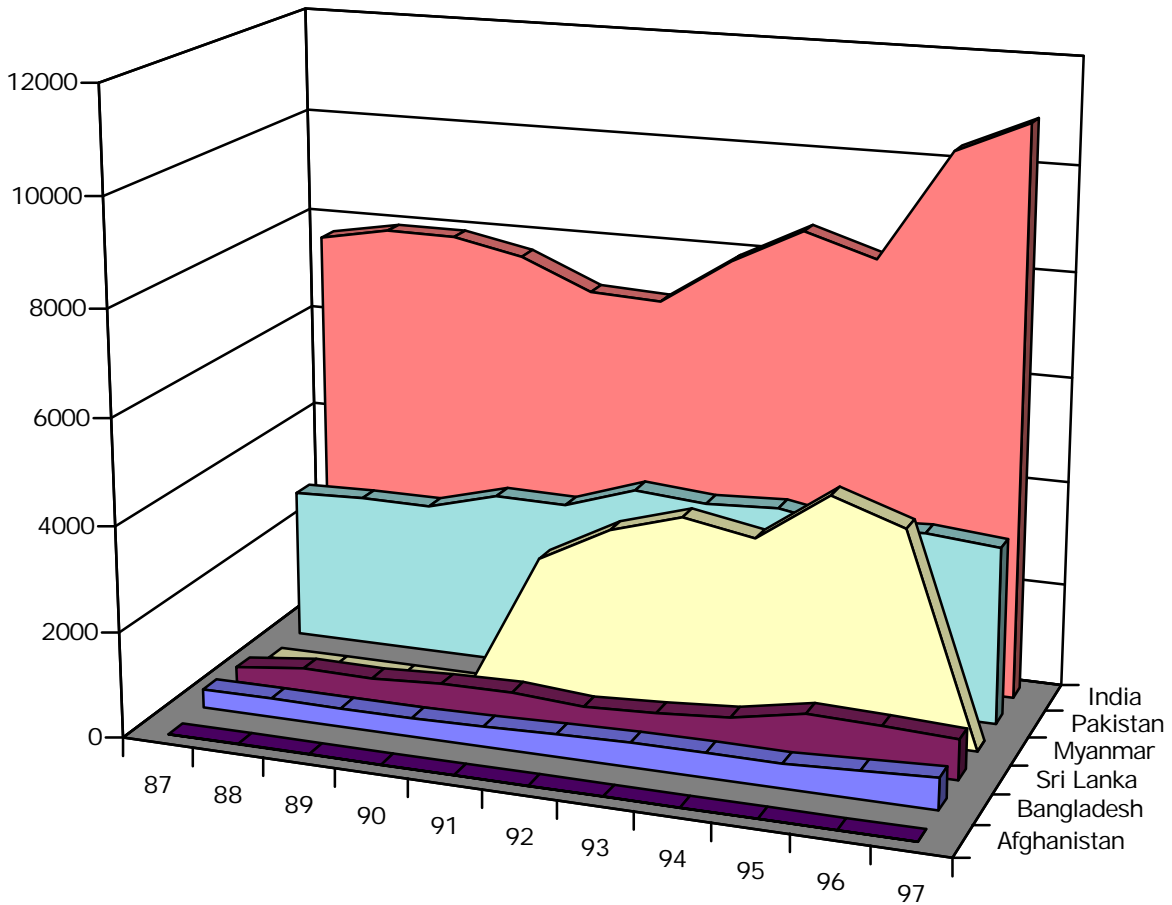
**Anthony H. Cordesman
Arleigh A. Burke Chair in Strategy
Center for Strategic and International Studies**

February 27 2000

Table of Contents

An Analytic Overview.....	i
<i>Comparative Military Spending Trends in South Asia in Constant Dollars: 1987-1997.....</i>	<i>1</i>
<i>Comparative Military Spending Trends in South Asia in Current Dollars 1987-1997.....</i>	<i>2</i>
<i>Comparative Arms Imports in South Asia in Constant Dollars: 1987-1997.....</i>	<i>3</i>
<i>Comparative Arms Imports in South Asia in Current Dollars 1987-1997.....</i>	<i>4</i>
<i>South Asian Military Forces in 2000-2001 - Part One.....</i>	<i>5</i>
<i>South Asian Military Forces in 2000-2001 - Part Two.....</i>	<i>6</i>
<i>South Asian Military Manpower in Key Powers in 2000-2001.....</i>	<i>7</i>
<i>South Asian Main Battle Tanks: 2000-2001.....</i>	<i>8</i>
<i>South Asian Armored Fighting Vehicles: 2000-2001.....</i>	<i>9</i>
<i>South Asian Artillery Weapons in Key Powers in 2000-2001.....</i>	<i>10</i>
<i>South Asian Artillery Strength: 2000-2001.....</i>	<i>11</i>
<i>Asian Fixed Wing Combat Aircraft by Type: 2000-2001.....</i>	Error! Bookmark not defined.
<i>South Asian Naval Combat Ships in 2000-2001.....</i>	<i>17</i>
<i>South Asian Major Naval Combat Ships in Key Powers 2000-2001.....</i>	<i>19</i>
<i>Western Naval Combat Ships Affecting the Asian Balance in 2000-2001.....</i>	<i>20</i>

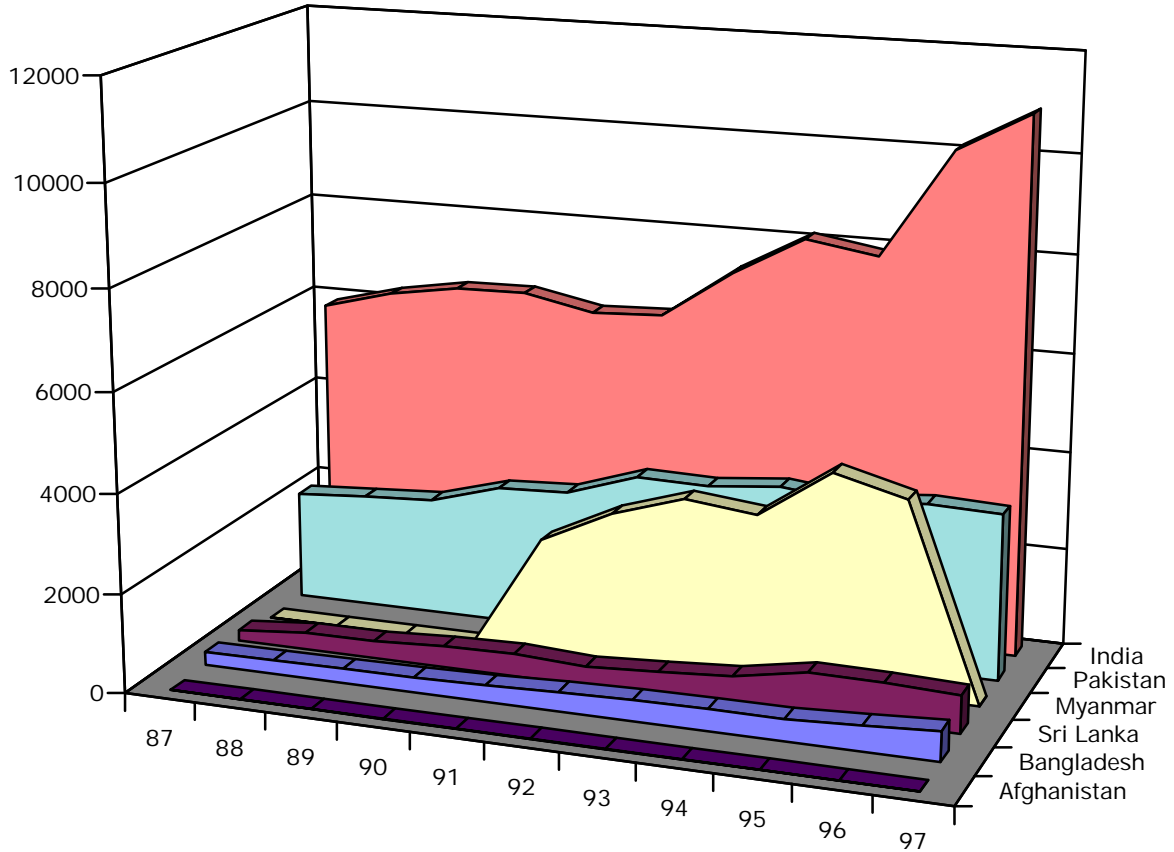
Comparative Military Spending Trends in South Asia in Constant Dollars: 1987-1997
(Constant \$US 1997 Millions)



	87	88	89	90	91	92	93	94	95	96	97
■ Afghanistan	-	-	-	-	-	-	-	-	-	-	-
■ Bangladesh	352	357	353	352	385	429	458	463	458	524	592
■ Sri Lanka	290	448	430	507	526	428	501	603	865	826	762
■ Myanmar	-	-	-	-	2640	3360	3770	3520	4490	4030	-
■ Pakistan	2900	2940	2930	3290	3260	3710	3600	3670	3430	3500	3380
■ India	7690	7930	7920	7650	7080	7010	7910	8590	8170	10300	10900

Source: Adapted by Anthony H. Cordesman from US Arms Control and Disarmament Agency, *World Military Expenditures and Arms Transfers, 1998*, GPO, Washington.

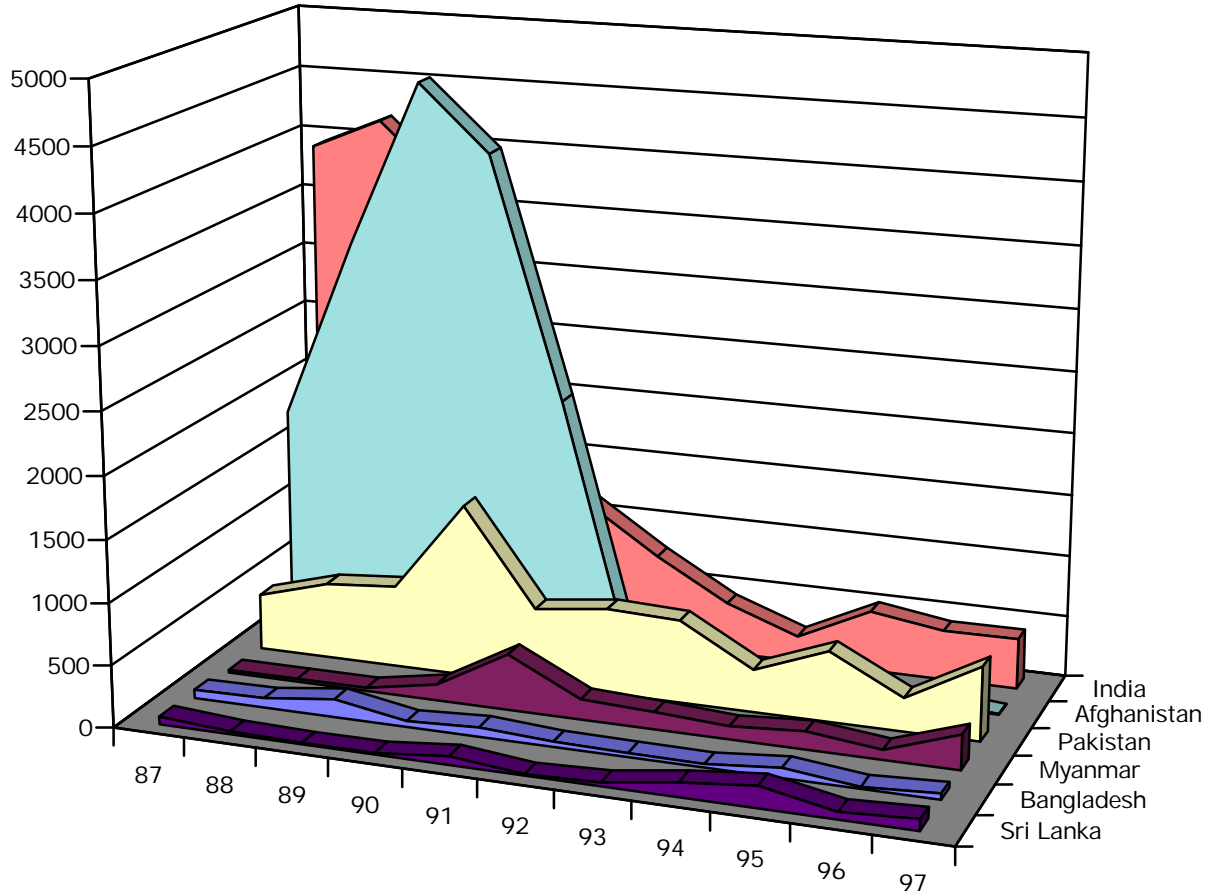
Comparative Military Spending Trends in South Asia in Current Dollars 1987-1997
(Current SUS Millions)



	87	88	89	90	91	92	93	94	95	96	97
Afghanistan	-	-	-	-	-	-	-	-	-	-	-
Bangladesh	269	283	290	301	340	387	424	438	443	515	592
Sri Lanka	222	354	353	433	464	386	464	570	835	812	762
Myanmar	-	-	-	-	2330	3030	3490	3330	4340	3960	-
Pakistan	2220	2320	2400	2810	2880	3350	3330	3470	3310	3440	3380
India	5890	6270	6510	6540	6250	6320	7320	8120	7890	10100	10900

Source: Adapted by Anthony H. Cordesman from US Arms Control and Disarmament Agency, *World Military Expenditures and Arms Transfers, 1998*, GPO, Washington.

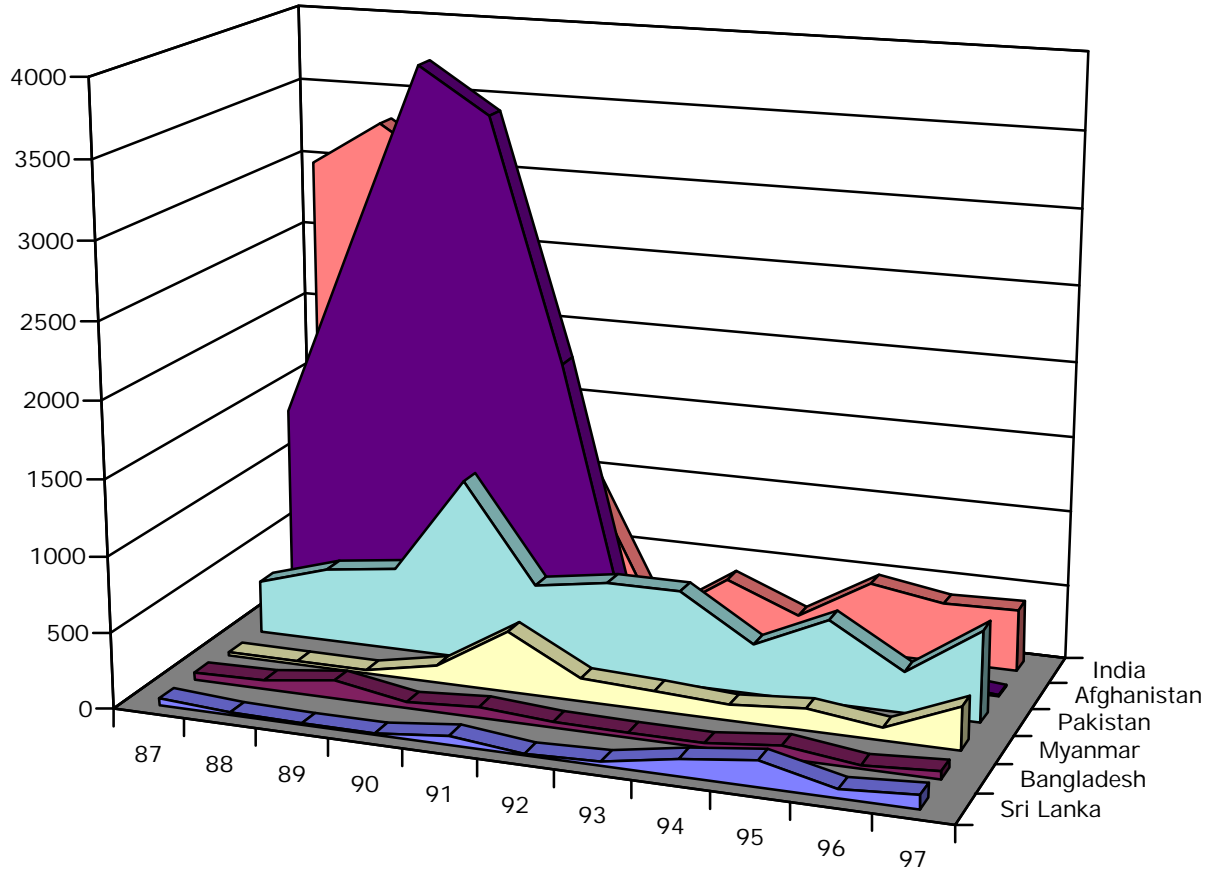
Comparative Arms Imports in South Asia in Constant Dollars: 1987-1997
 (Constant \$US 1997Millions)



	87	88	89	90	91	92	93	94	95	96	97
■ Sri Lanka	65	25	12	12	68	11	32	116	176	61	90
■ Bangladesh	65	76	146	47	79	44	32	32	83	20	50
■ Myanmar	26	25	24	129	453	166	140	106	145	81	280
■ Pakistan	457	619	669	1405	623	693	675	349	570	275	600
■ Afghanistan	1829	3286	4624	4099	2152	0	5	21	21	51	5
■ India	3920	4171	3651	2108	1133	748	421	212	497	407	410

Source: Adapted by Anthony H. Cordesman from US Arms Control and Disarmament Agency, *World Military Expenditures and Arms Transfers, 1998*. GPO, Washington.

Comparative Arms Imports in South Asia in Current Dollars 1987-1997
 (Current SUS Millions)



	87	88	89	90	91	92	93	94	95	96	97
■ Sri Lanka	50	20	10	10	60	10	30	110	170	60	90
■ Bangladesh	50	60	120	40	70	40	30	30	80	20	50
■ Myanmar	20	20	20	110	400	150	130	100	140	80	280
■ Pakistan	350	490	550	1200	550	625	625	330	550	270	600
■ Afghanistan	1400	2600	3800	3500	1900	0	5	20	20	50	5
■ India	3000	3300	3000	1800	1000	75	390	200	480	400	410

Source: Adapted by Anthony H. Cordesman from US Arms Control and Disarmament Agency, *World Military Expenditures and Arms Transfers, 1998*, GPO, Washington.

South Asian Military Forces in 2000-2001 - Part One

	<u>India</u>	<u>Pakistan</u>	<u>Bangladesh</u>	<u>Afghanistan</u>	<u>Myanmar</u>	<u>Sri Lanka</u>	
Manpower (1,000s)							
Total Active	1303	612	137	-	-	429	110-115
Regular	1303	612	137	-	-	429	110-115
National Guard & Other	-	-	-	-	-	-	-
Reserve	535	513	-	-	-	-	4.2
Paramilitary	1069	288	55.2	-	-	85.25	88.6
Strategic Missile Forces (1,000s)	-	-	-	-	-	-	-
ICBM	-	-	-	-	-	-	-
IRBM	-	-	-	-	-	-	-
SSBN/SBLM	-	-	-	-	-	-	-
Army and Guard Manpower (1,000s)	1100	550	120	-	-	325	90-95
Regular Army Manpower	1100	550	120	-	-	325	90-95
Reserve (1,000s)	300	500	-	-	-	-	1.1
Total Main Battle Tanks	3414	2285	200	-	1000	100	25
Active AIFV/ Lt. Tanks	1440	-	40	-	-	105	16
Total APCs	157	1000	130	-	1000	270	152
Self Propelled Artillery	180	240	-	-	-	-	-
Towed Artillery	4175	1467	140	-	-	278	81
MRLs	100	45	-	-	125	30	16
Mortars	1000	725	50	-	-	80	424
SSM Launchers	3-5	122	-	-	-	-	-
Light SAM Launchers	1615	850	-	-	-	-	-
AA Guns	2400	2000	16	-	-	-	27
Air Force Manpower (1,000s)	150	40	6.5	-	-	9	10
Air Defense Manpower	-	-	-	-	-	-	-
Total Combat Aircraft	774	353	83	-	-	83	26
Bombers	-	-	-	-	-	-	-
Fighter/Attack	367	112	-	-	110	22	24
Fighter/Interceptor	368	192	83**	-	80	30	-
Recce/FGA Recce	16	11	-	-	-	-	-
COIN/OCU	-	-	-	-	-	-	-
AEW C4I/BM/EW	-	-	-	-	-	-	-
MR/MPA	4	-	-	-	-	-	-
Transport Aircraft	336	46	3	-	64	14	32
Tanker Aircraft	6	-	-	-	-	-	-
Total Helicopters	165	25	27	-	92	66	34
Armed Helicopters****	34	-	-	-	80	29	19
Major SAM Launchers	-	-	-	-	225	-	-
Light SAM Launchers	280*	-	-	-	-	-	-
AA Guns	-	-	-	-	200-300	-	-

*Total SAM Launchers

**83 includes FTR and FGA

South Asian Military Forces in 2000-2001 - Part Two

	<u>India</u>	<u>Pakistan</u>	<u>Bangladesh</u>	<u>Afghanistan</u>	<u>Myanmar</u>	<u>SriLanka</u>
Total Naval Manpower (1,000s)	53	22	10.5	-	10	10
Major Surface Combatants						
Carriers	1	-	-	-	-	-
Destroyer –Guided Missile	8	-	-	-	-	-
Other Destroyer	-	-	-	-	-	-
Frigate-Guided Missile	4	6	1	-	-	-
Other Frigate	8	2	3	-	-	-
Corvettes	5	-	-	-	-	-
Patrol Craft						
Missile	6	5	10	-	6	-
Torpedo and Coastal	7	1	14	-	13	7
Inshore, Riverine	11	3	12	-	47	32
Submarines						
SLBN	-	-	-	-	-	-
SSN	-	-	-	-	-	-
SSG	-	-	-	-	-	-
SS/SSK	16	10	-	-	-	-
Mine Vessels	17	-	-	-	-	-
Amphibious Ships	9	-	-	-	-	1
Landing Craft	10	-	-	-	11	7
Support Ships	26	9	8	-	9	-
Marines (1,000s)	1.2	1.2	-	-	.8	-
Naval Air	5000	-	-	-	-	-
Naval Aircraft	37	5	-	-	-	-
Bomber	-	-	-	-	-	-
FGA	26	-	-	-	-	-
Fighter	-	-	-	-	-	-
MR/MPA	50	5	-	-	-	-
Armed Helicopters	72	9	-	-	-	-
ASW Helicopters	70	-	-	-	-	-
SAR Helicopters	6	9***	-	-	-	-
Mine Warfare Helicopters	-	-	-	-	-	-
Other Helicopters	6	4	-	-	-	-

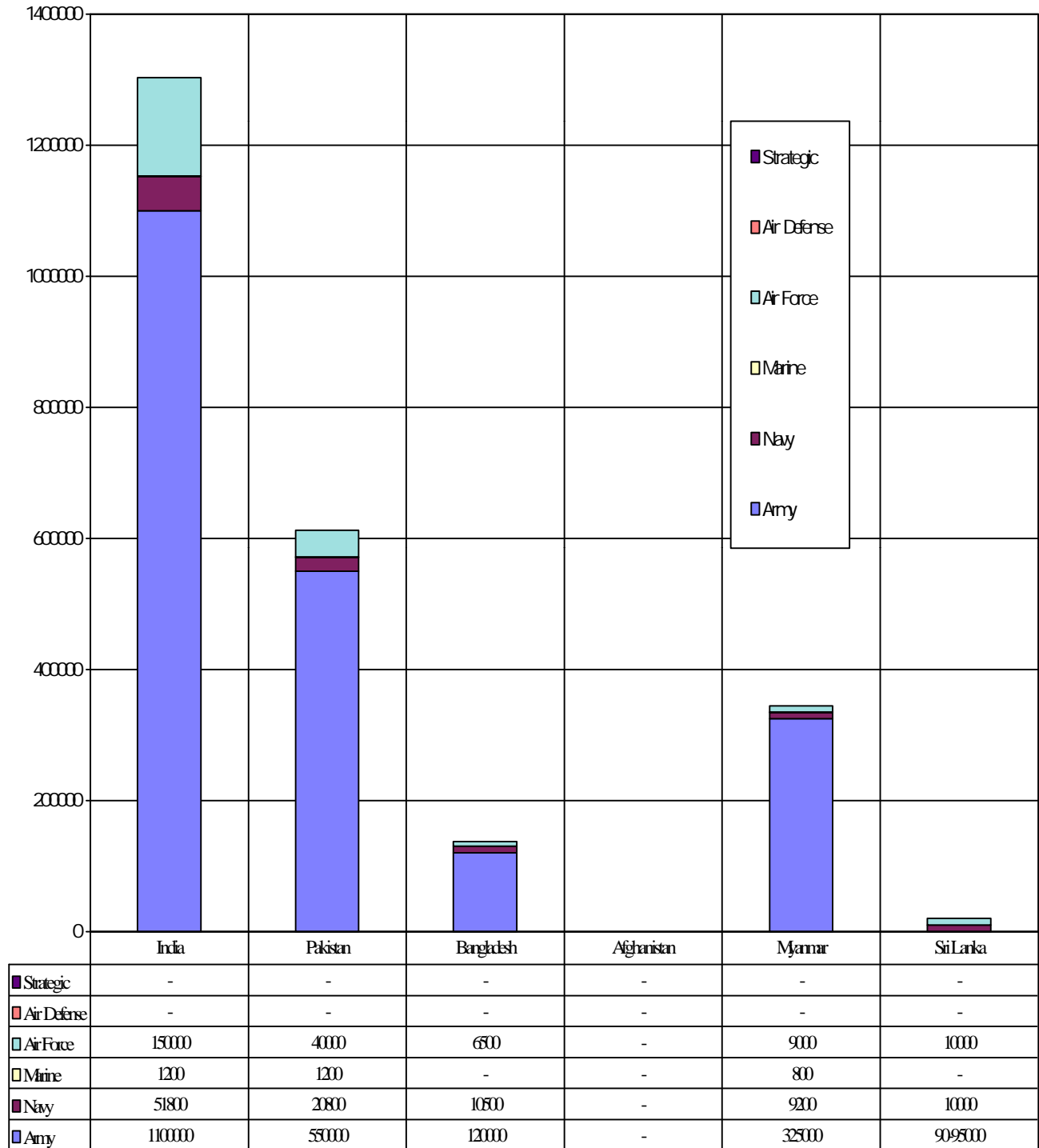
*** Includes ASW and SAR Helicopters

**** Includes navy, army, national guard, and royal flights, but not paramilitary.

***** Includes in Air Defense Command

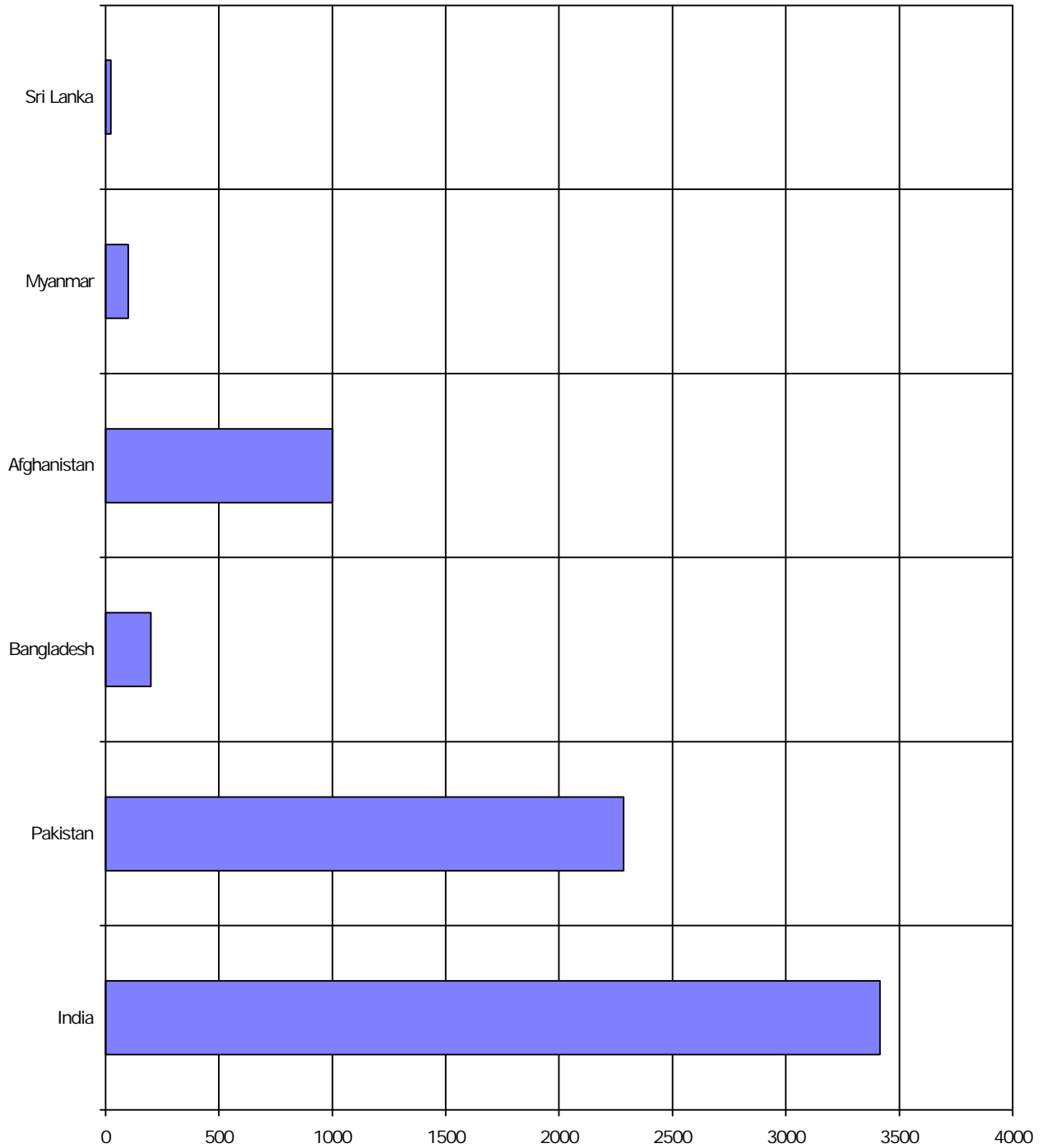
Source: Adapted by Anthony H. Cordesman from interviews, International Institute for Strategic Studies, Military Balance (IISS, London); various data available from Jane's, and Military Technology, World Defense Almanac

South Asian Military Manpower in Key Powers in 2000-2001



Source: Adapted by Anthony H. Cordesman from the IISS, Military Balance, 2000-2001.

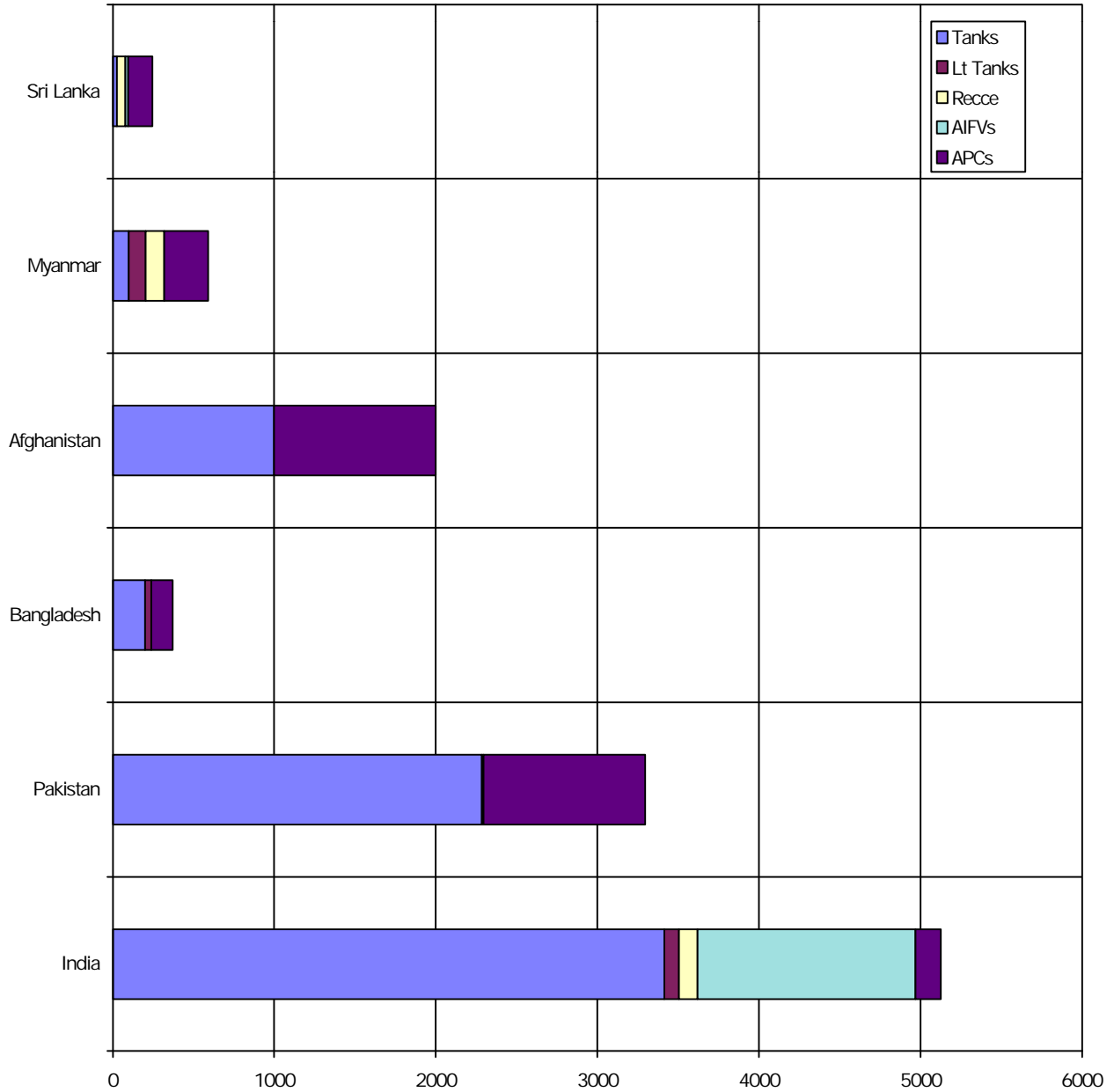
South Asian Main Battle Tanks: 2000-2001
(Number in Active Service)



	India	Pakistan	Bangladesh	Afghanistan	Myanmar	Sri Lanka
■ Tanks	3414	2285	200	1000	100	25

Source: Adapted by Anthony H. Cordesman from IISS, Military Balance, 2000-2001.

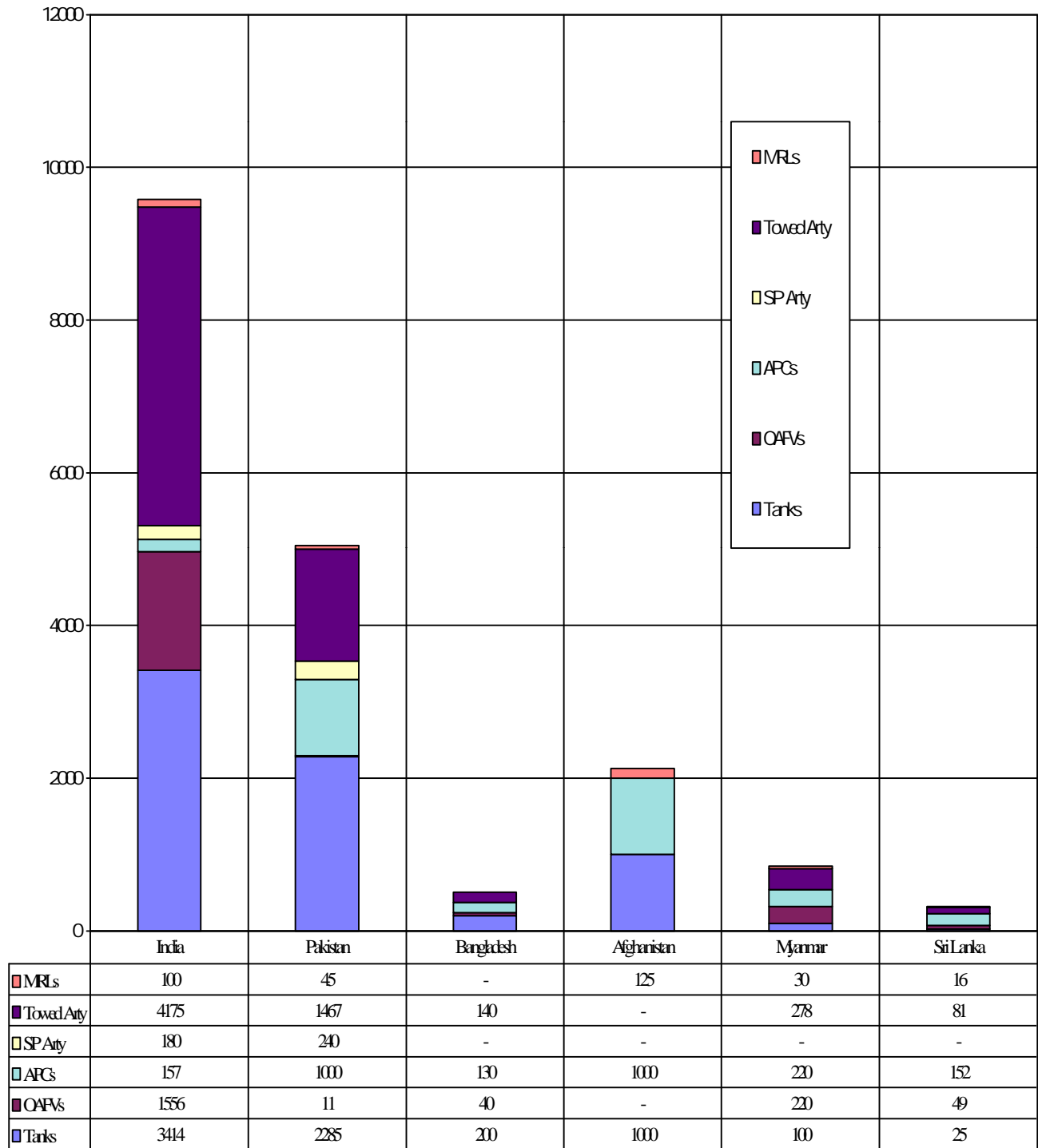
South Asian Armored Fighting Vehicles: 2000-2001
(Number of Tanks, OAFVs, APCs, Recce in Active Service)



	India	Pakistan	Bangladesh	Afghanistan	Myanmar	Sri Lanka
■ APCs	157	1000	130	1000	270	152
■ AIFVs	1350	-	-	-	-	16
■ Recce	116	11	-	-	115	53
■ Lt Tanks	90	-	40	-	105	-
■ Tanks	3414	2285	200	1000	100	25

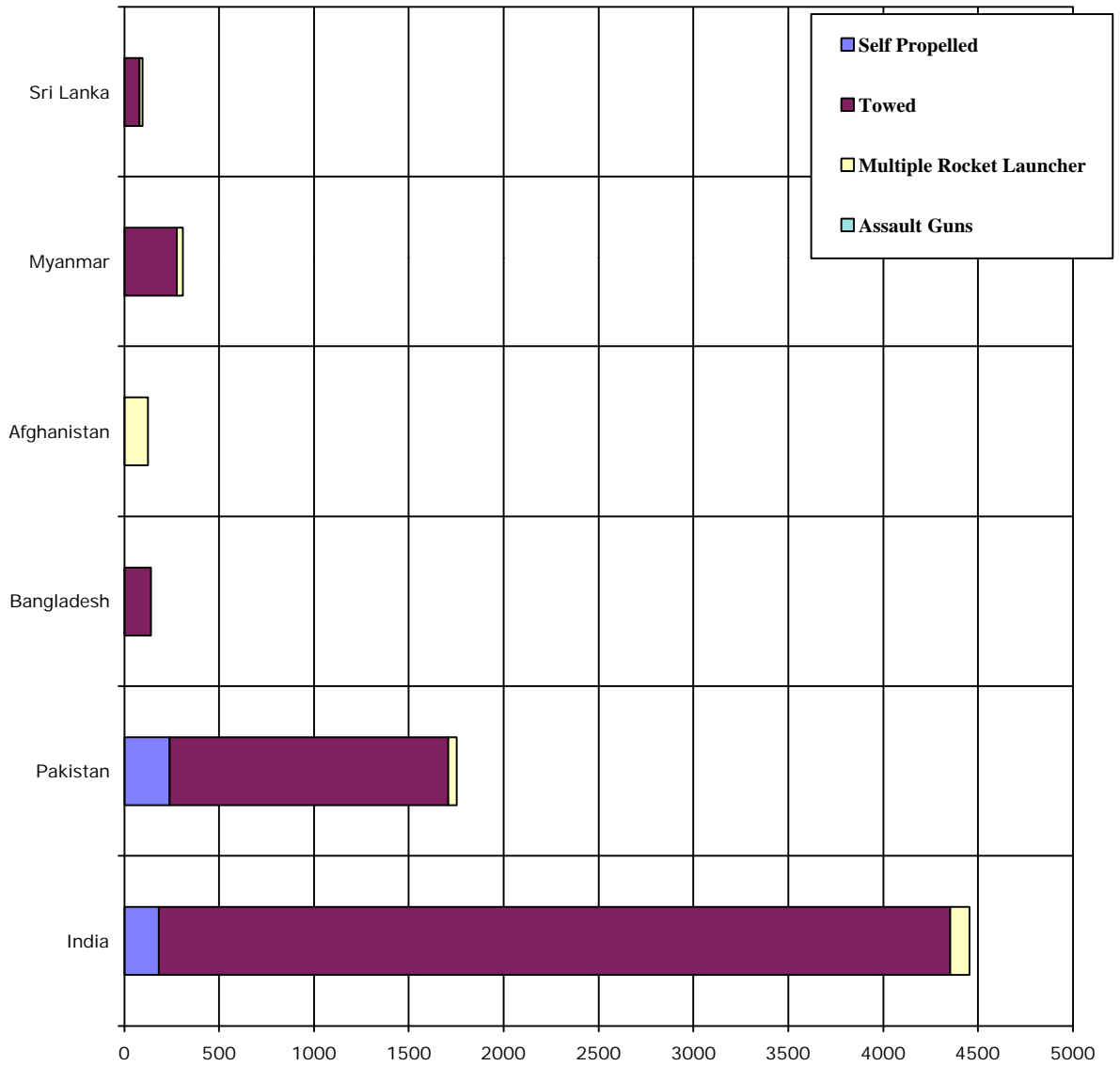
Source: Adapted by Anthony H. Cordesman from IISS, Military Balance, 2000-2001.

South Asian Artillery Weapons in Key Powers in 2000-2001



Source: Adapted by Anthony H. Cordesman from the IISS, Military Balance, 2000-2001.

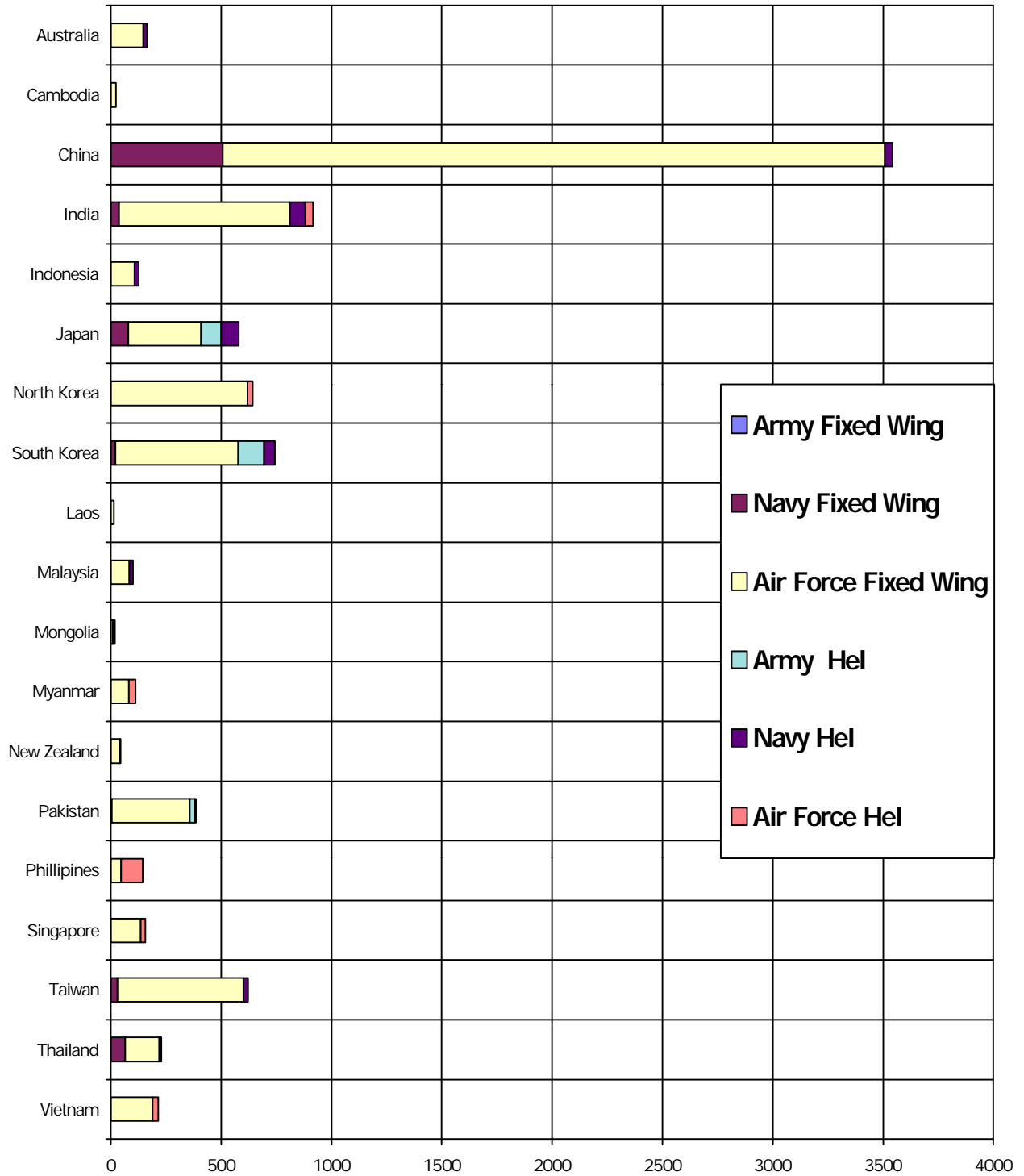
South Asian Artillery Strength: 2000-2001
(Number in Active Service)



	India	Pakistan	Bangladesh	Afghanistan	Myanmar	Sri Lanka
Assault Guns	-	-	-	-	-	-
Multiple Rocket Launcher	100	45	-	125	30	16
Towed	4175	1467	140	-	278	81
Self Propelled	180	240	-	-	-	-

Source: Adapted by Anthony H. Cordesman from IISS, Military Balance, 2000-2001.

South Asian Fixed and Rotary Wing Combat Aircraft: 2000-2001
(Number in Active Service)



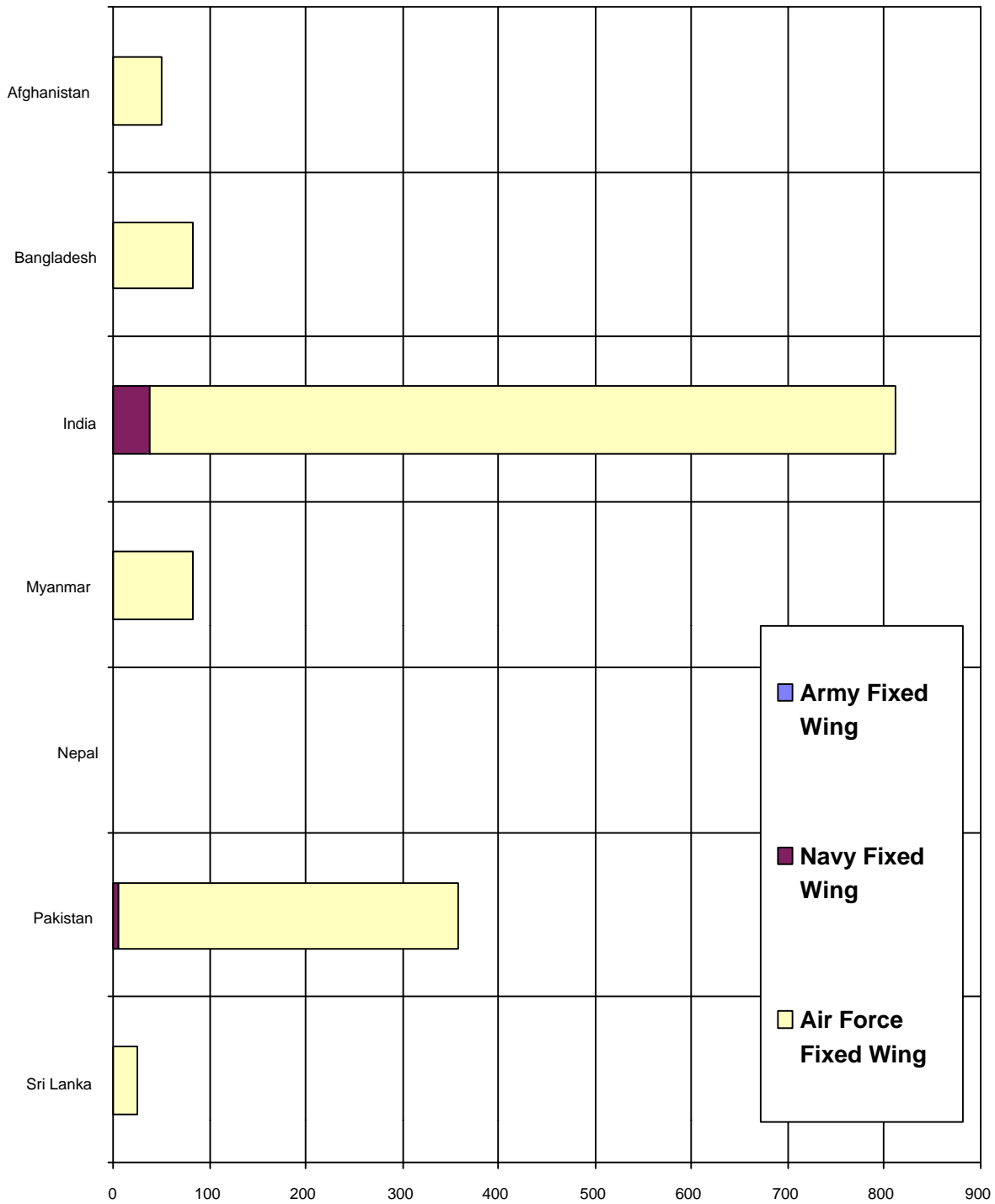
Source: Adapted by Anthony H. Cordesman from IISS, Military Balance, 2000-2001.

South Asian Fixed and Rotary Wing Combat Aircraft: 2000-2001

		Fixed Wing			Helicopter		
		Army	Navy	Air Force	Army	Navy	Air Force
Sri Lanka	-	26	-	19			
Pakistan	5	353	20	9	-		
Nepal	-	-	-	-			
Myanmar	-	83	-	29			
India	-	37	774	-	72	34	
China	-	507	3000	-	37	-	
Bangladesh	-	-	83	-	-	-	
Afghanistan	-	-	50	-	-	35	

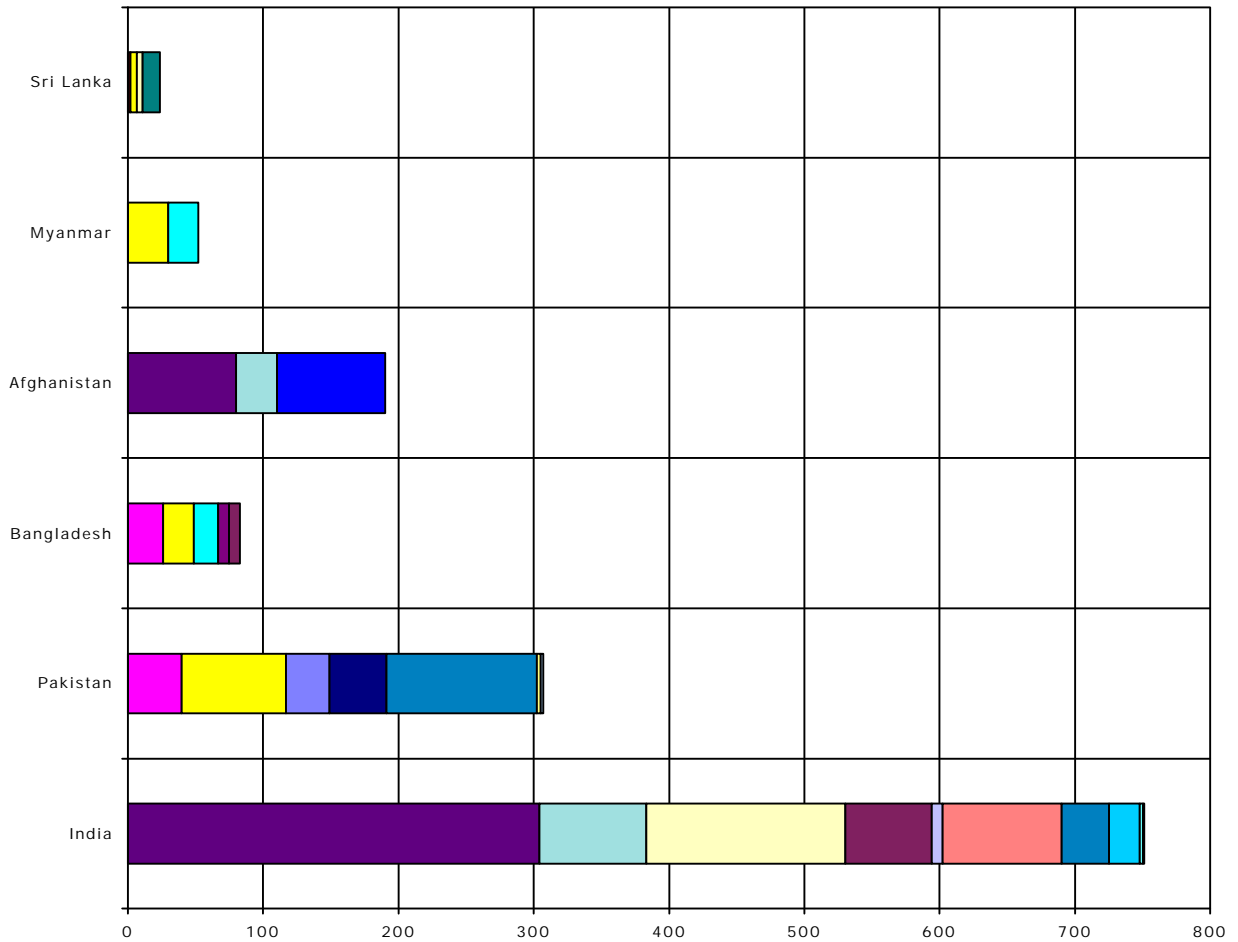
Source: Adapted by Anthony H. Cordesman from IISS, Military Balance, 2000-2001.

South Asian Fixed Wing Combat Aircraft: 2000-2001 (Number in Active Service)



Source: Adapted by Anthony H. Cordesman from IISS, Military Balance, 2000-2001.

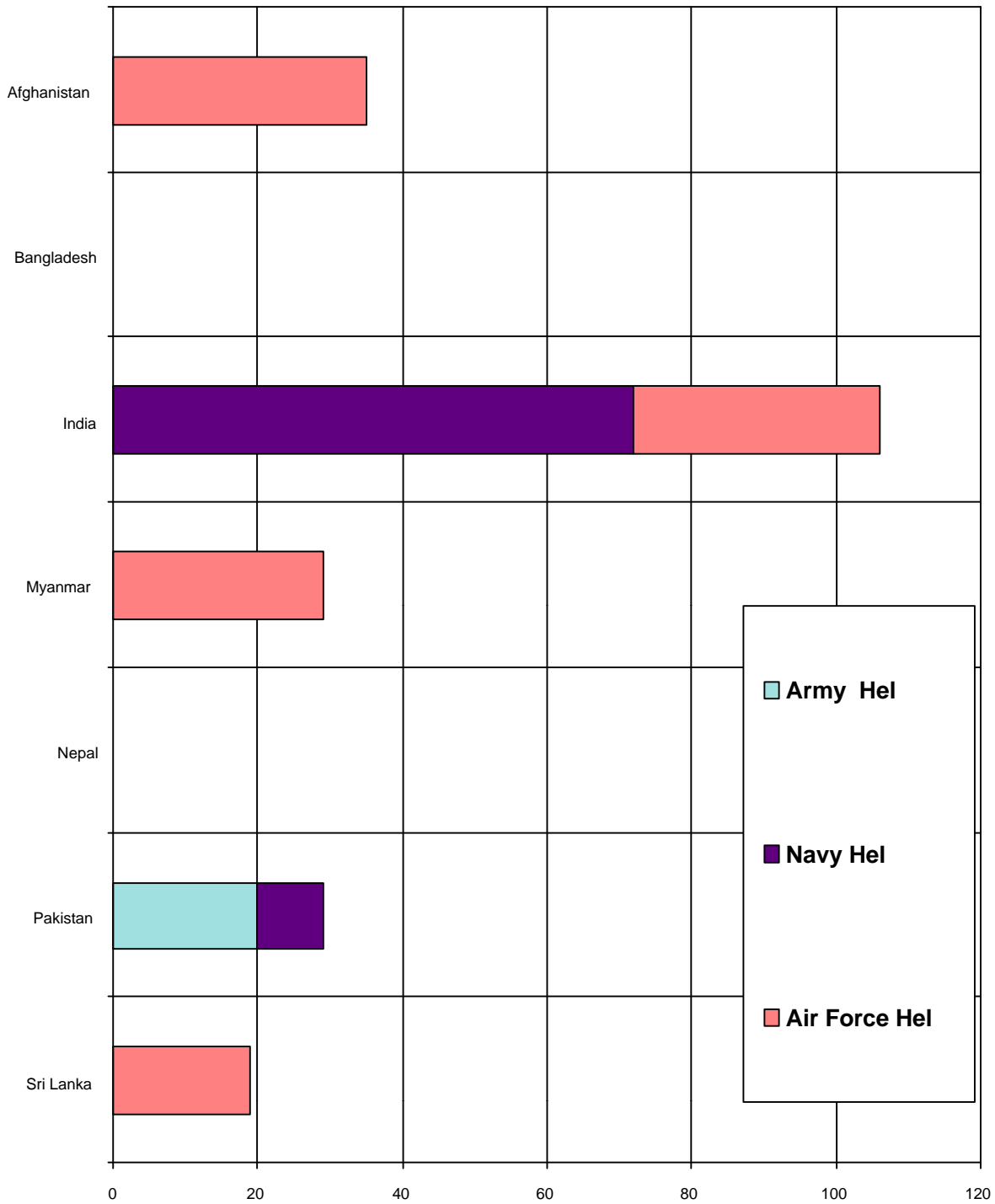
South Asian Fixed Wing Combat Aircraft by Type: 2000-2001
(Number in Active Service)



	India	Pakistan	Bangladesh	Afghanistan	Myanmar	Sri Lanka
P-3C	-	2	-	-	-	-
Atlantic	-	3	-	-	-	-
T-60	1	-	-	-	-	-
T-4	2	-	-	-	-	-
Sea Harrier	23	-	-	-	-	-
Kfir	-	-	-	-	-	13
Mirage	35	111	-	-	-	-
Jaguar S	88	-	-	-	-	-
Su-30MK	8	-	-	-	-	-
Su-7/-17/-22	-	-	-	80	-	-
Q-5	-	42	-	-	-	-
MiG-29	64	-	8	-	-	-
MiG-27	147	-	-	-	-	4
MiG-23	79	-	-	30	-	-
MiG-21	304	-	-	80	-	-
L-39ZA	-	-	8	-	-	-
A-5	-	-	18	-	22	-
F-16	-	32	-	-	-	-
F-7	-	77	23	-	30	5
F-6	-	40	26	-	-	-
FT-5	-	-	-	-	-	2

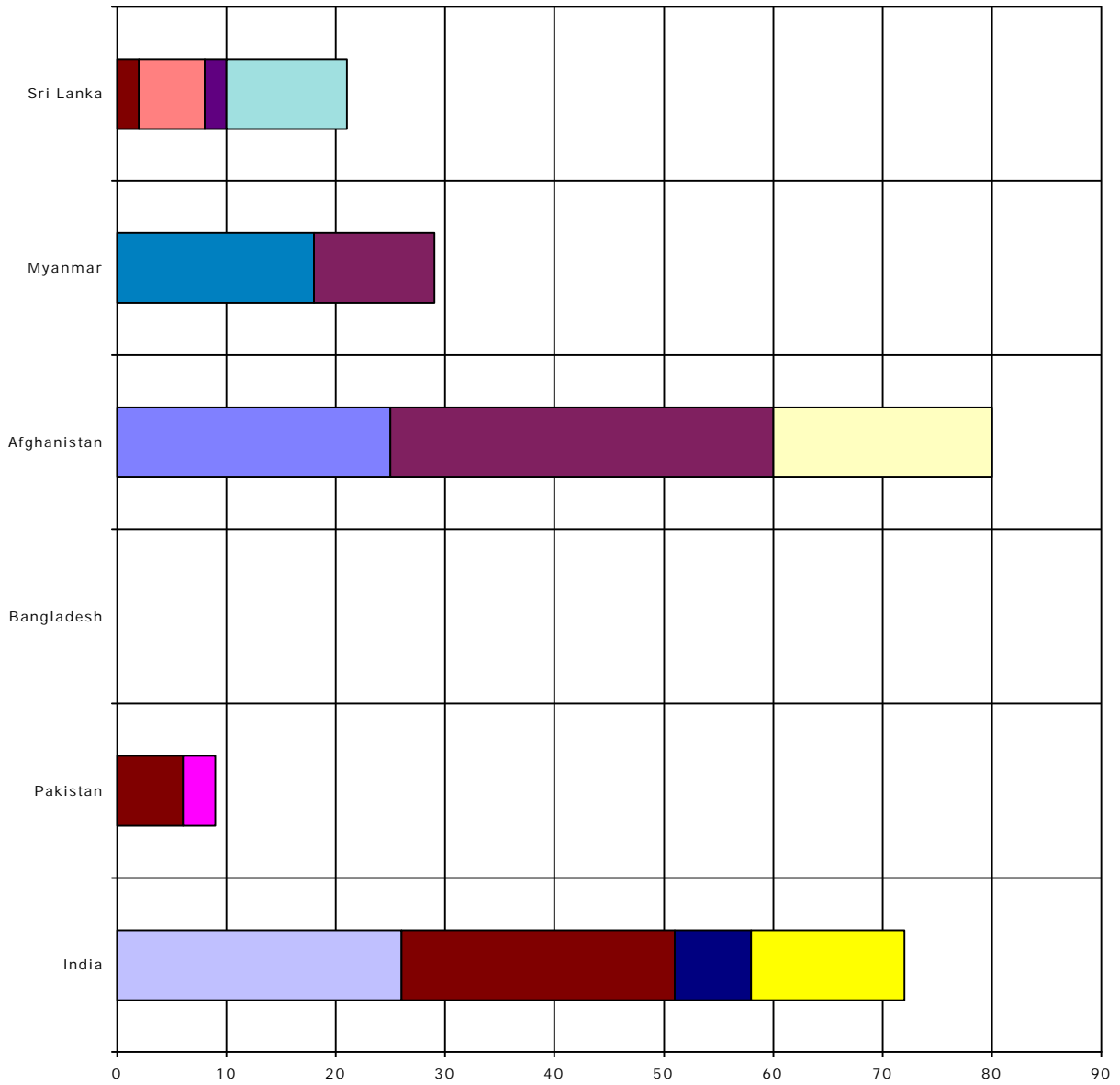
Source: Adapted by Anthony H. Cordesman from IISS, Military Balance, 2000-2001.

South Asian Rotary Wing Combat Aircraft: 2000-2001 (Number in Active Service)



Source: Adapted by Anthony H. Cordesman from IISS, Military Balance, 2000-2001.

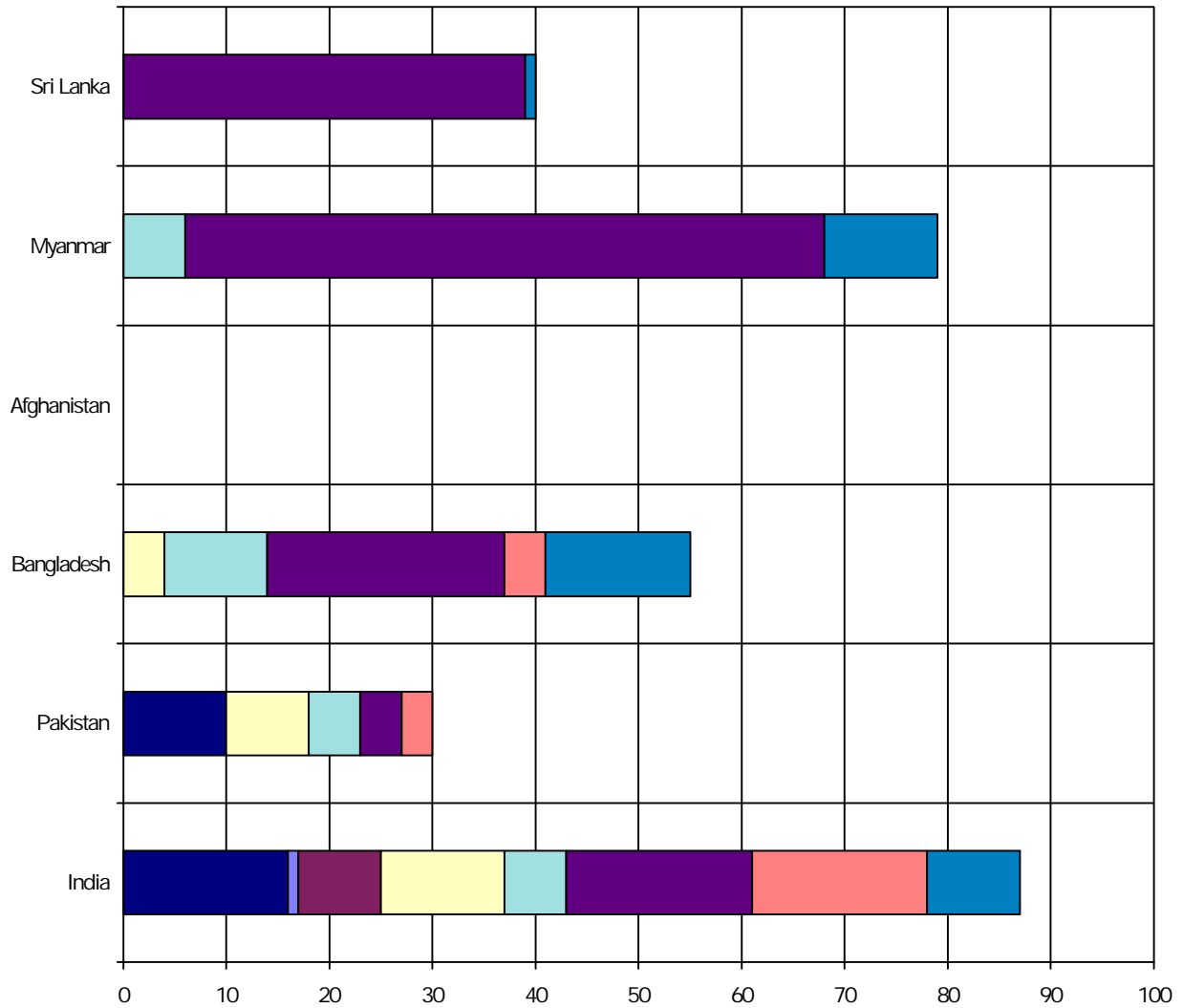
South Asian Rotary Combat Aircraft by Type: 2000-2001
(Number in Active Service)



	India	Pakistan	Bangladesh	Afghanistan	Myanmar	Sri Lanka
■ Bell 212	-	-	-	-	-	11
■ Mi-35	-	-	-	-	-	2
■ Mi-25	-	-	-	20	-	-
■ Mi-24	-	-	-	-	-	6
■ Mi-17	-	-	-	35	11	-
■ Mi-8	-	-	-	25	-	-
■ Mi-2	-	-	-	-	18	-
■ Lynx HAS Mk-3	-	3	-	-	-	-
■ Ka-28	14	-	-	-	-	-
■ Ka-25	7	-	-	-	-	-
■ Sea King	25	6	-	-	-	2
■ Chetak	26	-	-	-	-	-

Source: Adapted by Anthony H. Cordesman from IISS, Military Balance, 2000-2001.

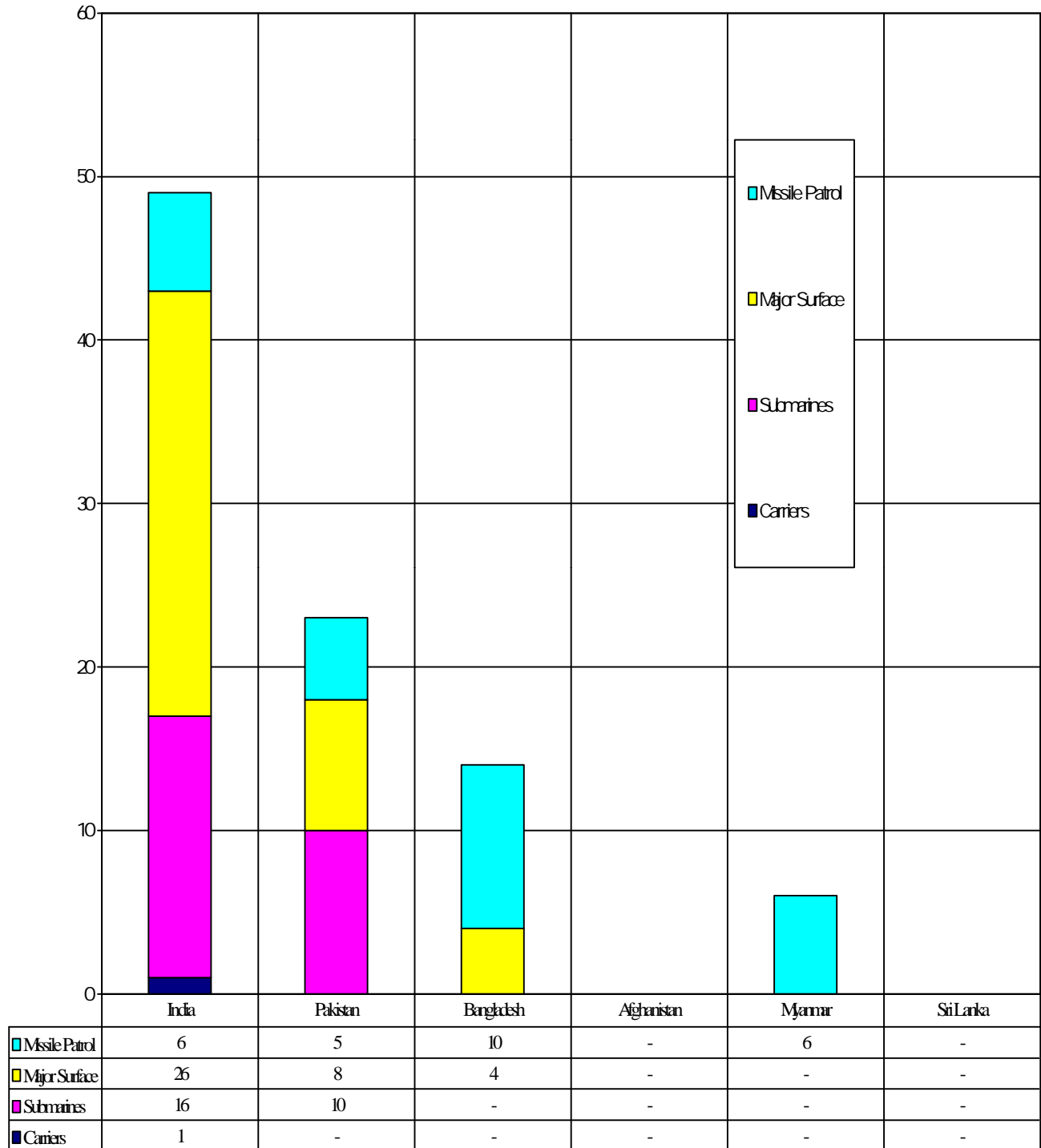
South Asian Naval Combat Ships in 2000-2001
(Number in Active Service)



	India	Pakistan	Bangladesh	Afghanistan	Myanmar	Sri Lanka
■ Landing Craft	-	-	-	-	-	-
■ Amphibious	9	-	14	-	11	1
■ Mine	17	3	4	-	-	-
■ Other Patrol	18	4	23	-	62	39
■ Missile Patrol	6	5	10	-	6	-
■ Frigates	12	8	4	-	-	-
■ Cruisers	-	-	-	-	-	-
■ Destroyers	8	-	-	-	-	-
■ Carriers	1	-	-	-	-	-
■ Submarines	16	10	-	-	-	-
■ SSNs	-	-	-	-	-	-

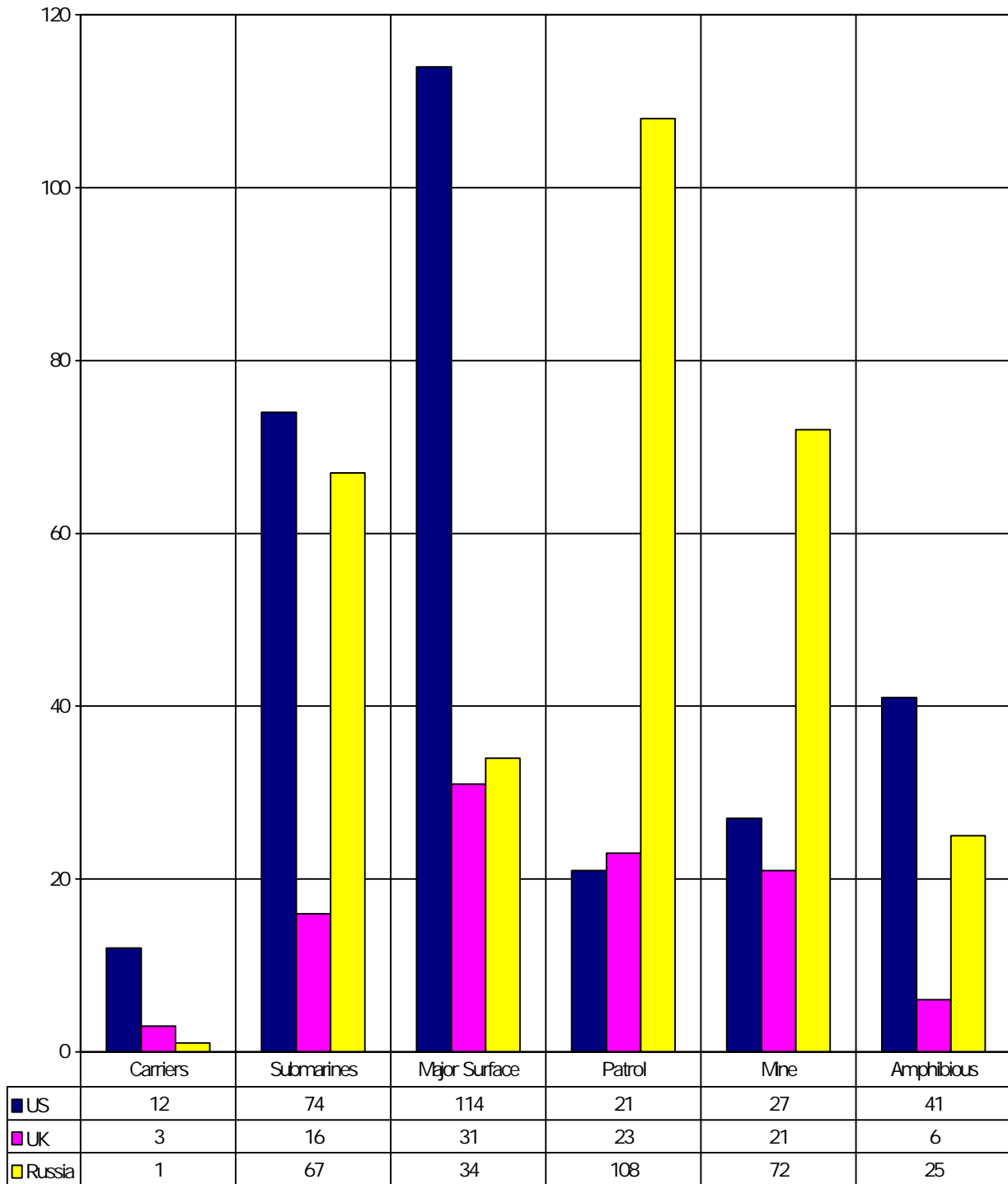
Source: Adapted by Anthony H. Cordesman from IISS, *Military Balance, 2000-2001*.

South Asian Major Naval Combat Ships in Key Powers 2000-2001



Source: Adapted by Anthony H. Cordesman from the IISS, Military Balance, 2000-2001.

Western Naval Combat Ships Affecting the Asian Balance in 2000-2001



Source: Adapted by Anthony H. Cordesman from the IISS, Military Balance, 2000-2001.

