

CSIS

**Center for Strategic and International Studies
1800 K Street N.W.**

Washington, DC 20006

(202) 775-3270

To download: csis.org (Strategic Assessment)

To comment: Acordesman@aol.com

The Conventional Military Balance in Southeast Asia

An Analytic Overview

**A Comparative Summary of Military Expenditures;
Manpower; Land, Air, and Naval, Forces; and Arms
Sales**

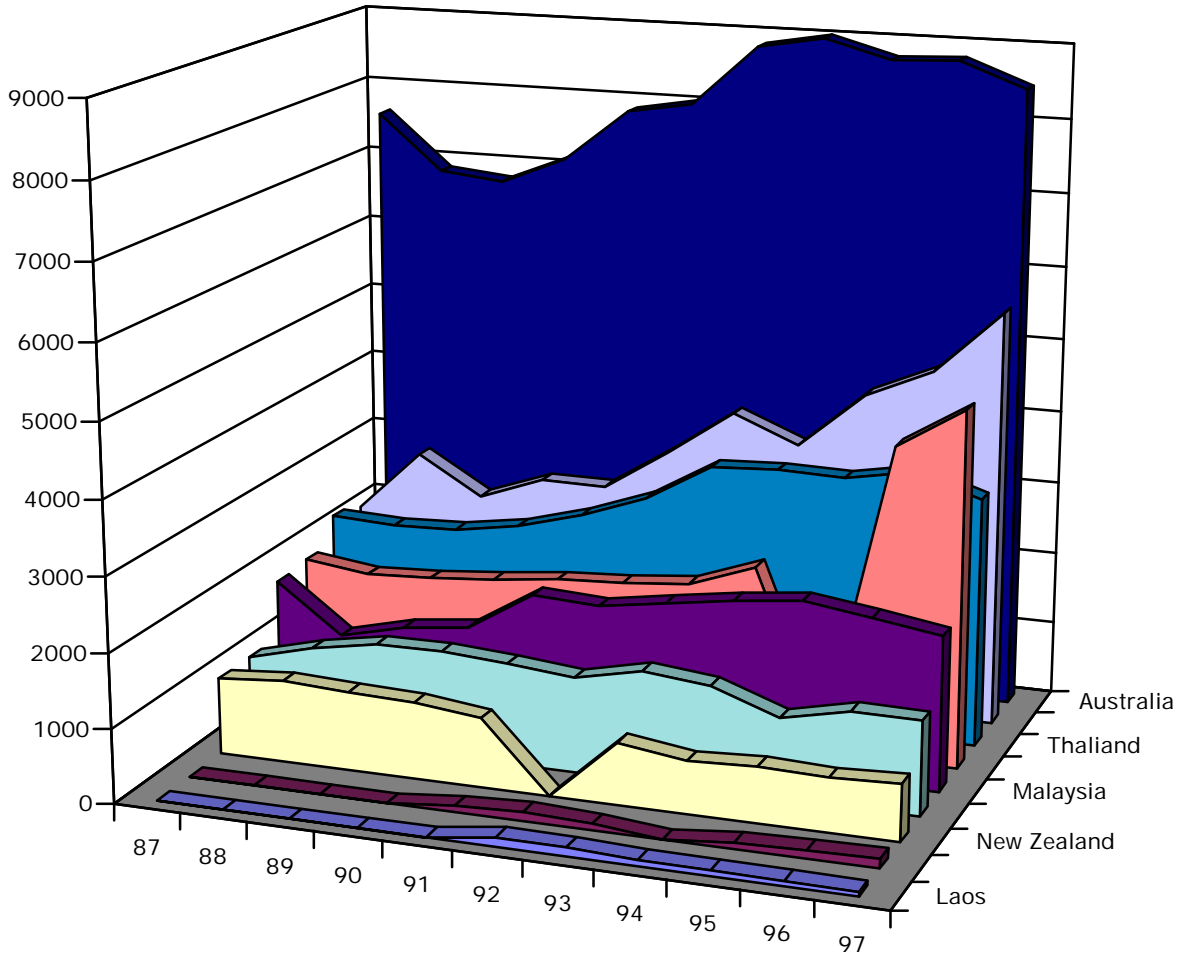
**Anthony H. Cordesman
Arleigh A. Burke Chair in Strategy
Center for Strategic and International Studies**

February 27 2000

Table of Contents

<i>Comparative Military Spending Trends in Southeast Asia in Constant Dollars: 1987-1997.....</i>	<i>1</i>
<i>Comparative Military Spending Trends in Southeast Asia in Current Dollars 1987-1997.....</i>	<i>2</i>
<i>Comparative Arms Imports in Southeast in Constant Dollars: 1987-1997.....</i>	<i>3</i>
<i>Comparative Arms Imports in Southeast Asia in Current Dollars 1987-1997.....</i>	<i>4</i>
<i>Southeast Asian Military Forces in 2000-2001 - Part One</i>	<i>5</i>
<i>Southeast Asian Military Forces in 2000-2001 - Part Two</i>	<i>6</i>
<i>Southeast Asian Military Forces in 2000-2001 - Part Three.....</i>	<i>7</i>
<i>Southeast Asian Military Forces in 2000-2001 - Part Four</i>	<i>8</i>
<i>Southeast Asian Military Manpower in Key Powers in 2000-2001.....</i>	<i>9</i>
<i>Southeast Asian Main Battle Tanks: 2000-2001</i>	<i>10</i>
<i>Southeast Asian Armored Fighting Vehicles: 2000-2001.....</i>	<i>11</i>
<i>Southeast Asian Artillery Weapons in Key Powers in 2000-2001</i>	<i>12</i>
<i>Southeast Asian Artillery Strength: 2000-2001.....</i>	<i>13</i>
<i>Southeast Asian Naval Combat Ships in 2000-2001</i>	<i>14</i>
<i>Southeast Asian Major Naval Combat Ships in Key Powers 2000-2001</i>	<i>21</i>
<i>Western Naval Combat Ships Affecting the Asian Balance in 2000-2001.....</i>	<i>22</i>

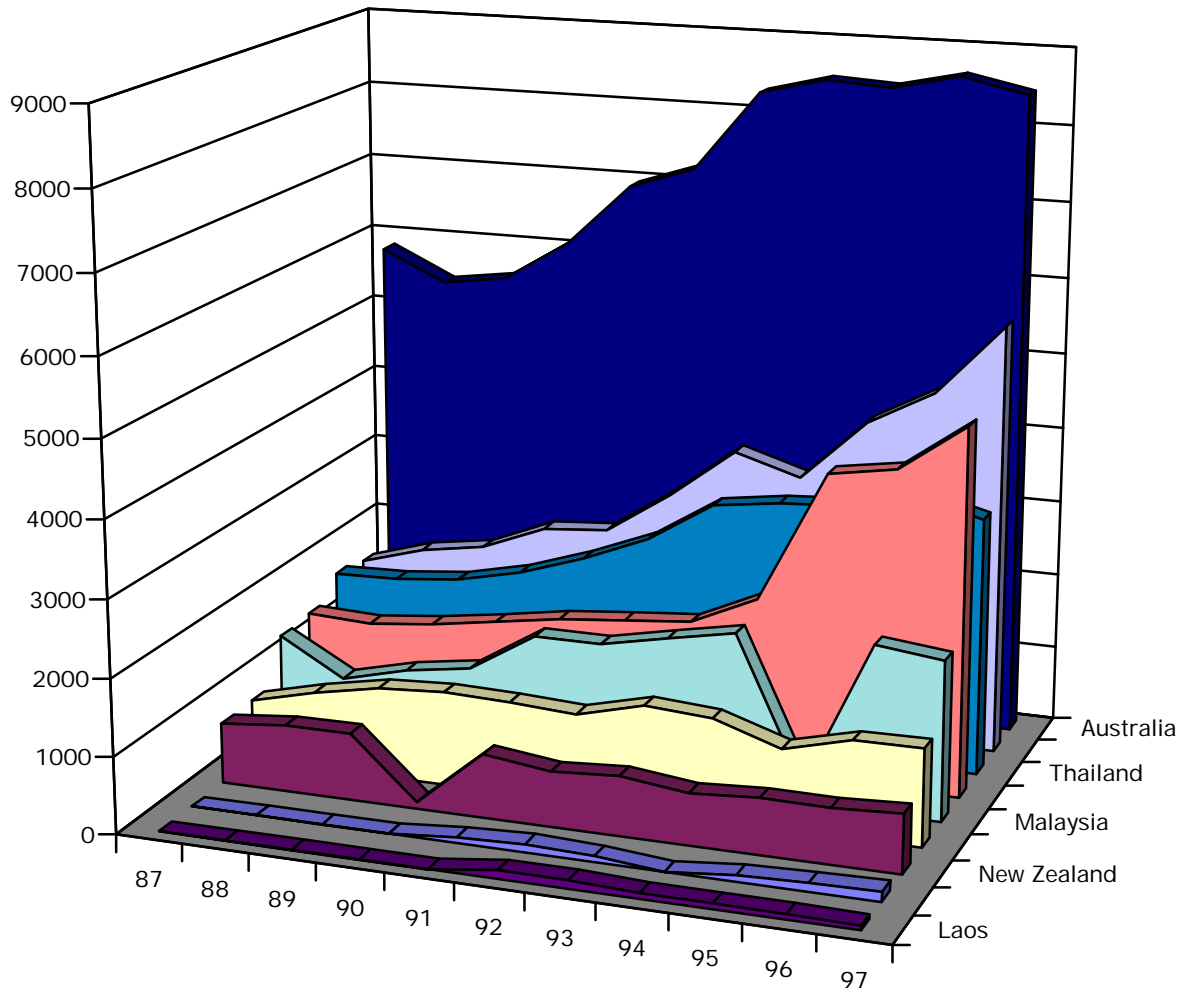
Comparative Military Spending Trends in Southeast Asia in Constant Dollars: 1987-1997
(Constant \$US 1997 Millions)



	87	88	89	90	91	92	93	94	95	96	97
Laos	-	-	-	-	-	122	119	82	75	68	60
Cambodia	-	-	-	-	80	120	86	-	88	110	126
New Zealand	1040	1110	1070	1040	937	0	839	709	756	729	766
Philippines	1040	1270	1430	1440	1380	1290	1490	1400	1080	1280	1270
Malaysia	1820	1160	1380	1480	2030	1980	2120	2260	2360	2230	2090
Indonesia	1870	1760	1800	1880	1980	2030	2110	2440	180	4250	4810
Thailand	2240	2200	2230	2370	2620	2950	3470	3520	3500	3660	3380
Singapore	2120	2980	2460	2780	2770	3350	3980	3620	4400	4800	5660
Australia	7600	6850	6760	7130	7850	8000	8830	8990	8750	8790	8460

Source: Adapted by Anthony H. Cordesman from US Arms Control and Disarmament Agency, *World Military Expenditures and Arms Transfers, 1998*, GPO, Washington.

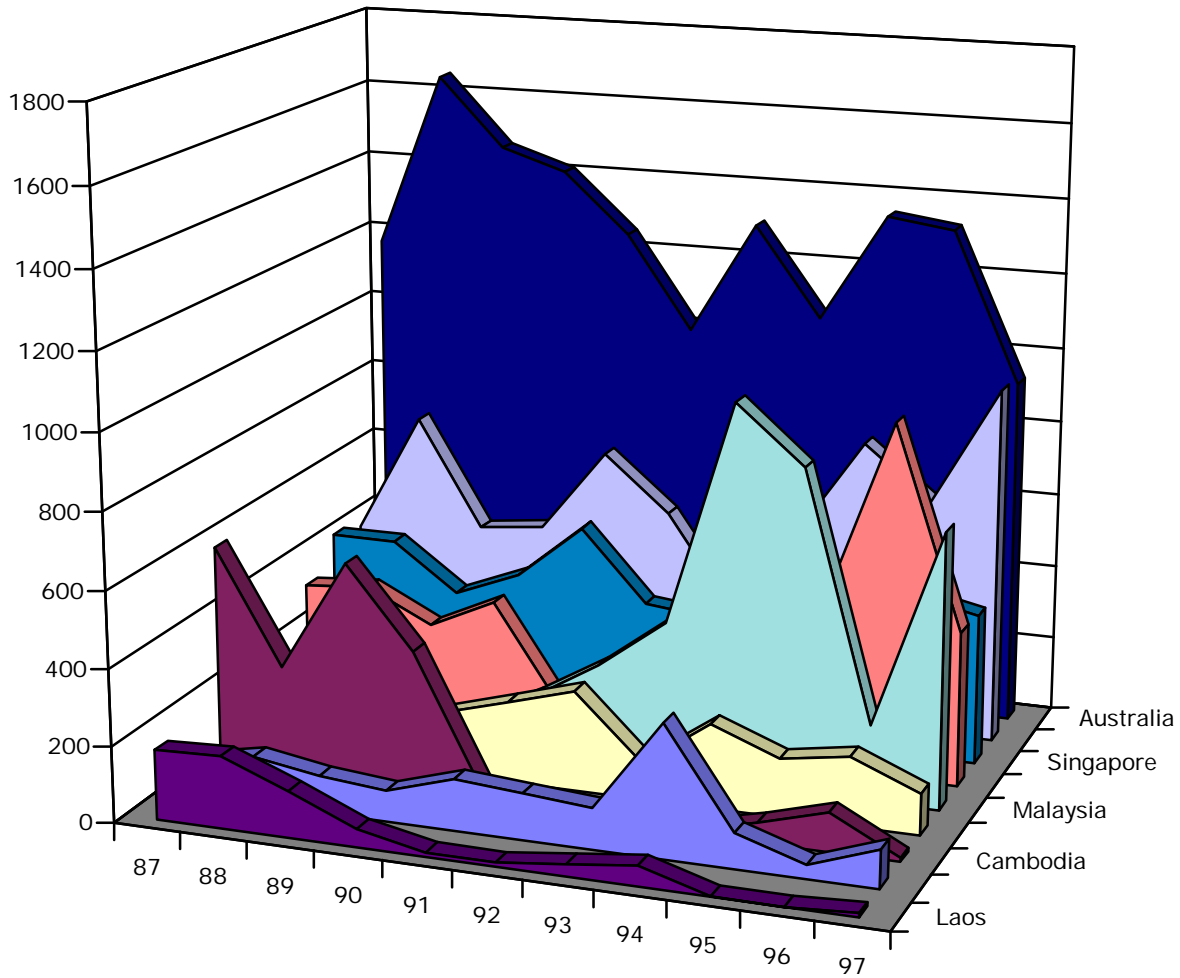
Comparative Military Spending Trends in Southeast Asia in Current Dollars 1987-1997
(Current SUS Millions)



	87	88	89	90	91	92	93	94	95	96	97
Laos	-	-	-	-	-	110	110	78	72	67	60
Cambodia	-	-	-	-	71	108	80	-	85	108	126
New Zealand	794	875	876	84	828	721	777	670	730	717	766
Phillipines	799	1010	1180	1230	1210	1160	1380	1320	1040	1260	1270
Malaysia	1390	915	1130	1260	1790	1790	1970	2140	280	2190	2090
Indonesia	1430	1390	1480	1610	1750	1830	1910	2310	4040	4180	4810
Thailand	1720	1740	1830	2020	2310	2660	3210	3330	3380	3600	3380
Singapore	1630	1890	2020	2370	2440	3020	3690	3430	4250	4720	5660
Australia	5820	5420	5550	6090	6930	7220	8280	8500	8450	8640	8460

Source: Adapted by Anthony H. Cordesman from US Arms Control and Disarmament Agency, *World Military Expenditures and Arms Transfers, 1998*. GPO, Washington.

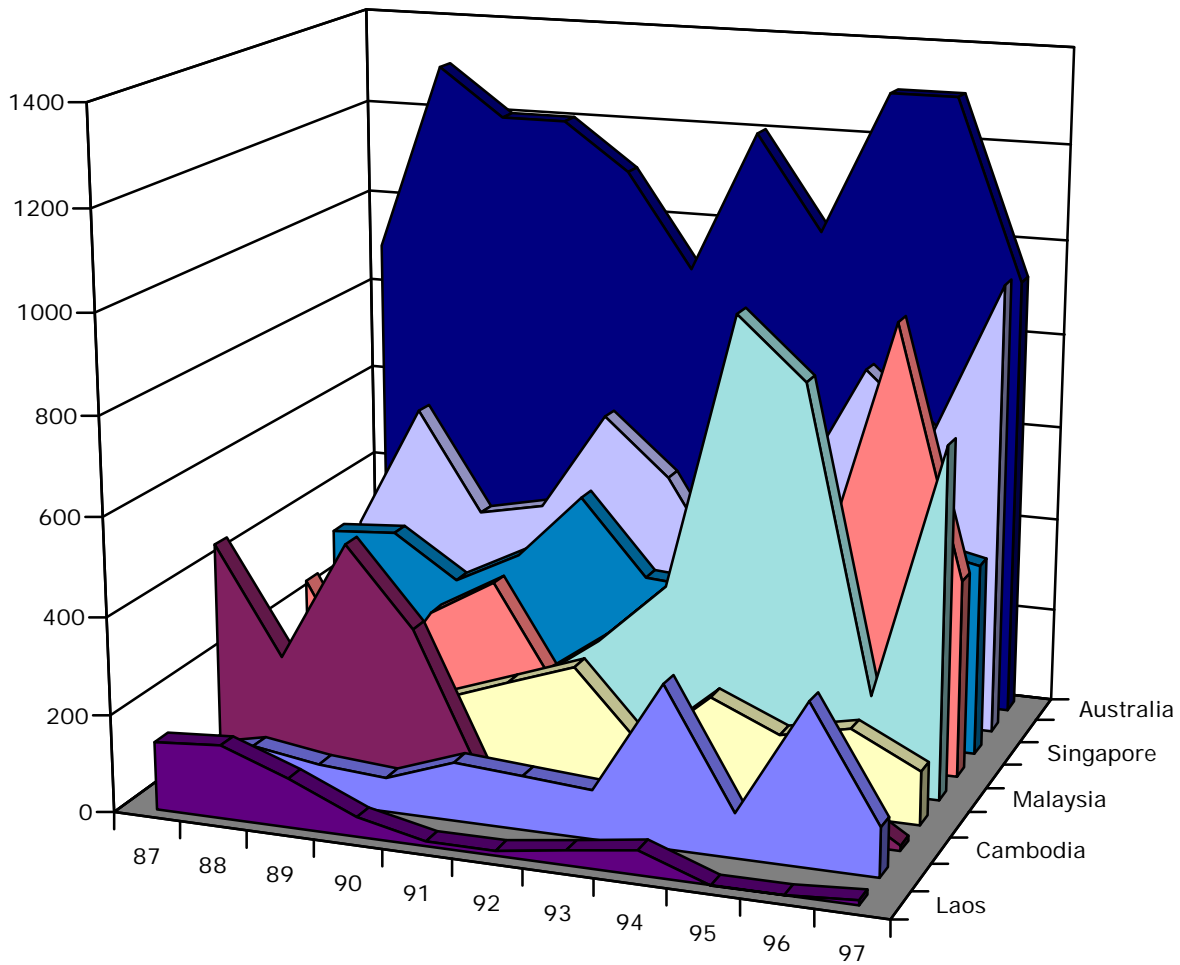
Comparative Arms Imports in Southeast in Constant Dollars: 1987-1997
 (Constant \$US 1997Millions)



	87	88	89	90	91	92	93	94	95	96	97
Laos	183	190	122	47	11	11	32	53	0	0	10
New Zealand	91	126	97	82	136	122	108	349	93	36	100
Cambodia	601	303	596	386	45	0	11	11	52	102	10
Phillipines	78	114	122	164	215	266	97	222	155	183	110
Malaysia	91	63	110	82	170	277	410	1005	854	203	725
Indonesia	340	354	268	351	91	111	248	201	445	940	410
Singapore	431	430	304	375	521	333	313	486	425	437	400
Thailand	405	727	438	457	680	532	281	518	777	635	950
Australia	1176	1643	1460	1405	1246	998	1296	1058	1346	1322	925

Source: Adapted by Anthony H. Cordesman from US Arms Control and Disarmament Agency, *World Military Expenditures and Arms Transfers, 1998*, GPO, Washington.

Comparative Arms Imports in Southeast Asia in Current Dollars 1987-1997
(Current \$US Millions)



	87	88	89	90	91	92	93	94	95	96	97
Laos	140	150	100	40	10	10	30	50	0	0	10
New Zealand	70	100	80	70	120	110	100	330	90	330	100
Cambodia	460	240	490	330	40	-	10	10	50	100	10
Phillipines	60	90	100	140	190	240	90	210	150	180	110
Malaysia	70	50	90	70	150	250	380	950	825	200	725
Indonesia	260	20	220	300	80	100	230	190	430	925	410
Singapore	330	340	250	320	460	300	290	460	410	430	400
Thailand	310	575	360	390	600	480	260	490	750	625	950
Australia	900	1300	1200	1200	1100	900	1200	1000	1300	1300	925

Source: Adapted by Anthony H. Cordesman from US Arms Control and Disarmament Agency, *World Military Expenditures and Arms Transfers*, 1998, GPO, Washington.

Southeast Asian Military Forces in 2000-2001 - Part One

	<u>Cambodia</u>	<u>Laos</u>	<u>Vietnam</u>	<u>Thailand</u>	<u>Malaysia</u>	<u>Singapore</u>	<u>Indonesia</u>	<u>Phillipines</u>	
Manpower (1,000s)									
Total Active	140		29.1	484	301	96	60.5	297	106
Regular	140		29.1	484	301	96	60.5	297	106
National Guard & Other	-		-	-	-	-	-	-	-
Reserve	-		-	3-4000	200	49.8	213.8	400	131
Paramilitary	67		100	40	5.6	20.1	108	195	42.5
Strategic Missile									
Forces (1,000s)	-		-	-	-	-	-	-	-
ICBM	-		-	-	-	-	-	-	-
IRBM	-		-	-	-	-	-	-	-
SSBN/SBLM	-		-	-	-	-	-	-	-
Army and Guard									
Manpower (1,000s)	90		25	412	190	80	50	230	66
Regular Army Manpower	90		25	412	190	80	50	230	66
Reserve (1,000s)									100
Total Main Battle Tanks	150		30	1315	282	-	63	-	-
Active AIFV/ Lt. Tanks	20		25	920	460	26	372	355	40
Total APCs	190		70	1180	970	816	1030	461	260
Self Propelled Artillery	-		-	30	20	-	-	-	-
Towed Artillery	400		75	2300	560	182	201	285	242
MRLs	28		-	710	-	-	-	-	-
Mortars	-		-	-	23	300	62	875	40
SSM Launchers	-		SA-3	-	-	-	-	-	-
Light SAM Launchers	SA-7		SA-7	SA-7/16	-	60	75	93	-
AA Guns	-		-	12,000	264	-	30	-	-
Air Force									
Manpower (1,000s)	2		3.5	30	43	8	6	27	16
Air Defense Manpower	-		-	-	-	-	-	-	-
Total Combat Aircraft	24		14	189	153	84	136	108	47
Bombers	-		-	-	-	-	-	-	-
Fighter/Attack	-		12	53	48	42	156	84	-
Fighter/Interceptor	19		-	124	33	26	-	12	11
Recce/FGA Recce	-		-	-	3	-	8	12	25
COIN/OCU	-		-	-	-	-	-	-	-
AEW C4I/BM/EW	-		-	-	3	-	4	-	-
MR/MPA	-		-	4	26	4	-	3	4
Transport Aircraft	7		14	68	28	48	14	76	36
Tanker Aircraft	-		-	-	-	-	2	2	-
Total Helicopters	14		27	26	42	44	54	42	104
Armed Helicopters****	-		-	26	-	-	20	-	97
Major SAM Launchers	-		-	264	-	-	18	-	-
Light SAM Launchers	-		-	500+	-	1/?	84	-	-
AA Guns	-		-	1000+	-	-	-	-	-

Southeast Asian Military Forces in 2000-2001 - Part Two

	<u>Cambodia</u>	<u>Laos</u>	<u>Vietnam</u>	<u>Thailand</u>	<u>Malaysia</u>	<u>Singapore</u>	<u>Indonesia</u>	<u>Phillipines</u>
Total Naval Manpower (1,000s)	3	.6	42	68	8	4.5	40	24
Major Surface Combatants								
Carriers	-	-	-	1	-	-	-	-
Destroyer –Guided Missile	-	-	-	-	-	-	-	-
Other Destroyer	-	-	-	-	-	-	-	-
Frigate-Guided Missile	-	-	-	8	2	-	10	-
Other Frigate	-	-	6	6	2	-	7	1
Corvettes	-	-	-	5	6	6	16	-
Patrol Craft								
Missile	-	-	12	6	8	6	4	-
Torpedo and Coastal	2	-	10	13	-	12	8	23
Inshore, Riverine	2	16	19	64	-	-	8	37
Submarines								
SLBN	-	-	-	-	-	-	-	-
SSN	-	-	-	-	-	-	-	-
SSG	-	-	-	-	-	-	-	-
SS/SSK	-	-	2	-	-	1	2	-
Mine Vessels	-	-	10	7	4	4	12	-
Amphibious Ships	-	-	6	9	2	6	26	9
Landing Craft	-	-	30	51	115	36	65	39
Support Ships	-	-	30	16	4	2	15	11
Marines (1,000s)	1.5	.6	27	18	-	-	13	8
Naval Air	-	-	-	1700	160	-	1000	-
Naval Aircraft	-	-	-	67	-	-	-	-
Bomber	-	-	-	-	-	-	-	-
FGA	-	-	-	-	-	-	-	-
Fighter	-	-	-	9	-	-	-	-
MR/MPA	-	-	-	26	-	-	49	3
Armed Helicopters	-	-	-	5	17	-	18	-
ASW Helicopters	-	-	-	5	-	-	-	-
SAR Helicopters	-	-	-	25	-	-	-	4
Mine Warfare Helicopters	-	-	-	-	-	-	-	-
Other Helicopters	-	-	-	-	-	-	-	-

**** Includes navy, army, national guard, and royal flights, but not paramilitary.

***** Includes in Air Defense Command

Source: Adapted by Anthony H. Cordesman from interviews, International Institute for Strategic Studies, Military Balance (IISS, London); various data available from Jane's, and Military Technology, World Defense Almanac

Southeast Asian Military Forces in 2000-2001 - Part Three

	<u>Australia</u>	<u>New Zealand</u>
Manpower (1,000s)		
Total Active	50.6	9.23
Regular	50.6	9.23
National Guard & Other	-	-
Reserve	20.2	5.49
Paramilitary		
Strategic Missile		
Forces (1,000s)	-	-
ICBM	-	-
IRBM	-	-
SSBN/SBLM	-	-
Army and Guard		
Manpower (1,000s)	24.15	4.45
Regular Army Manpower	24.15	4.45
Reserve (1,000s)	17.45	2.41
Total Main Battle Tanks	71	-
Active AIFV/ Lt. Tanks	-	8
Total APCs	463	56
Self Propelled Artillery	-	-
Towed Artillery	385	24
MRLs	-	-
Mortars	296	50
SSM Launchers	-	-
Light SAM Launchers	26	12
AA Guns	-	-
Air Force		
Manpower (1,000s)	13.95	2.8
Air Defense Manpower	-	-
Total Combat Aircraft	148	42
Bombers	-	-
Fighter/Attack	-	19
Fighter/Interceptor	71	17
Recce/FGA Recce	55	-
COIN/OCU	-	-
AEW C4I/BM/EW	-	-
MR/MPA	-	6
Transport Aircraft	-	25
Tanker Aircraft	61*	-
Total Helicopters	-	18
Armed Helicopters****	-	-
Major SAM Launchers	-	-
Light SAM Launchers	-	-
AA Guns	-	-

* 61 Includes TPT and TKR

Southeast Asian Military Forces in 2000-2001 - Part Four

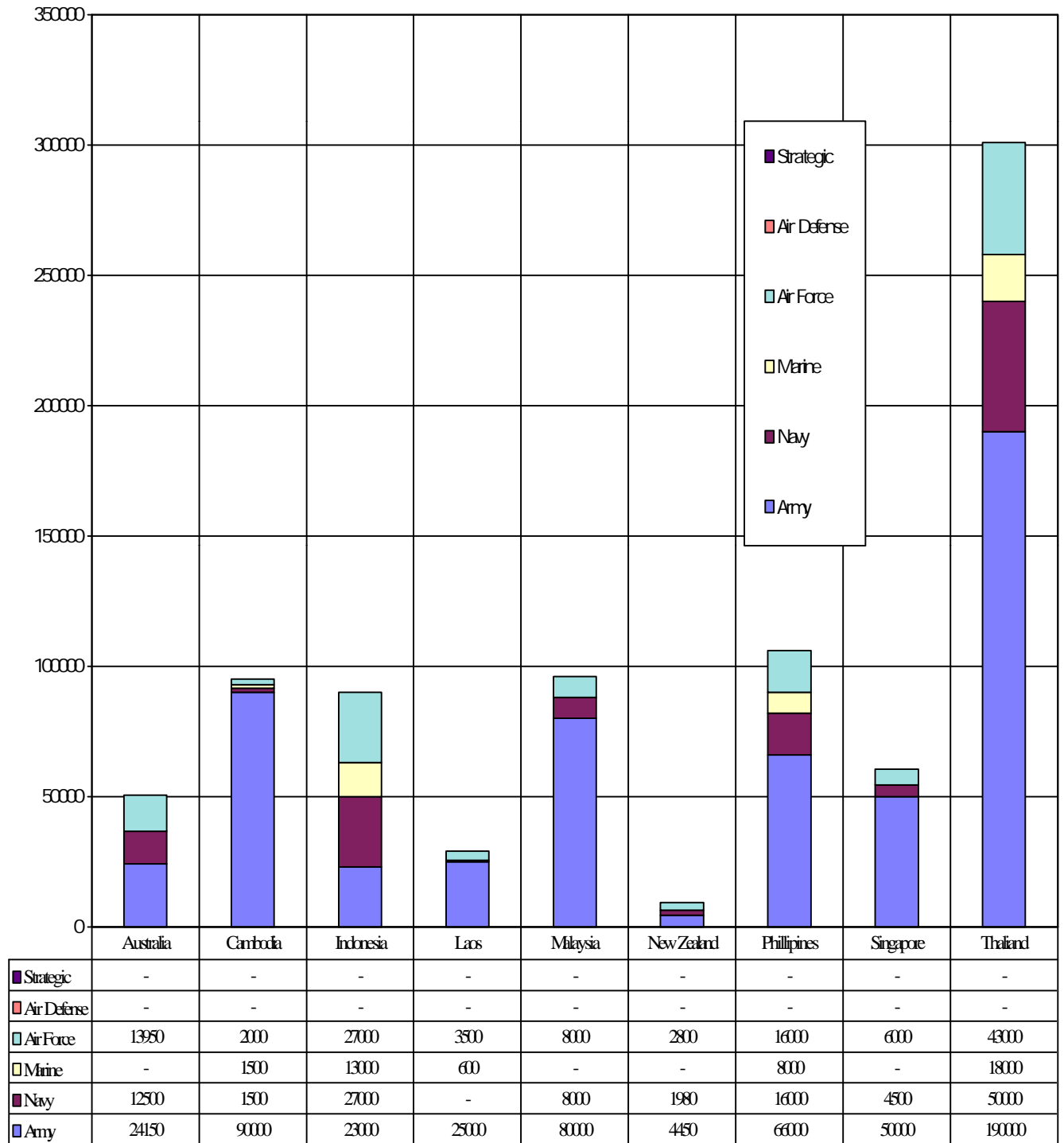
	<u>Australia</u>	<u>New Zealand</u>
Total Naval		
Manpower (1,000s)	12.5	1.98
Major Surface Combatants		
Carriers	-	-
Destroyer -Guided Missile	1	-
Other Destroyer	-	-
Frigate-Guided Missile	6	-
Other Frigate	2	3
Corvettes	-	-
Patrol Craft		
Missile	-	-
Torpedo and Coastal	15	4
Inshore, Riverine	-	-
Submarines		
SLBN	-	-
SSN	-	-
SSG	-	-
SS/SSK	3	-
Mine Vessels	4	-
Amphibious Ships	4	-
Landing Craft	5	-
Support Ships	13	7
Marines (1,000s)	-	-
Naval Air	990	
Naval Aircraft	-	-
Bomber	-	-
FGA	-	-
Fighter	-	-
MR/MPA	-	-
Armed Helicopters	16	3
ASW Helicopters	-	-
SAR Helicopters	7	-
Mine Warfare Helicopters	-	-
Other Helicopters	-	-

**** Includes navy, army, national guard, and royal flights, but not paramilitary.

***** Includes in Air Defense Command

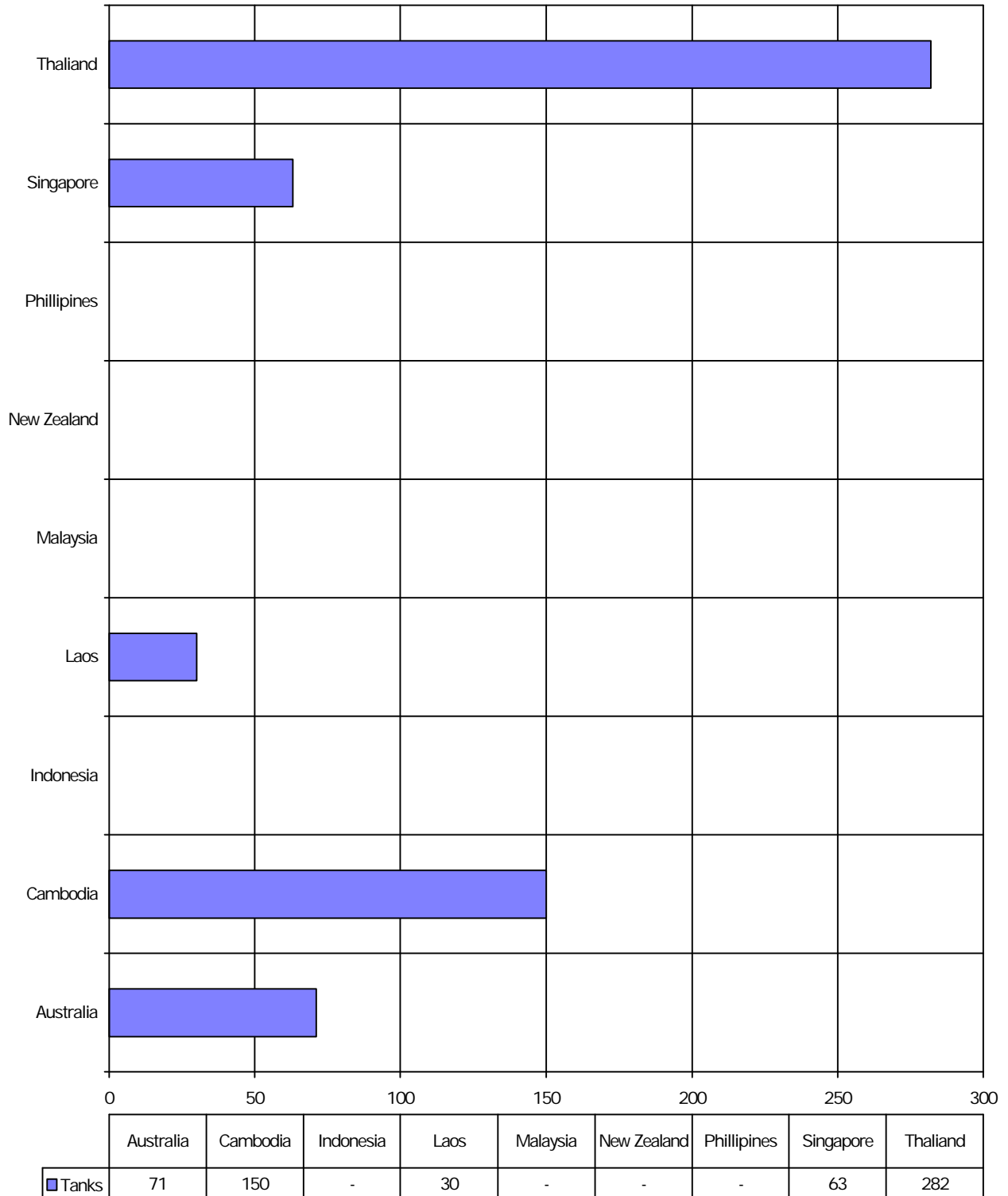
Source: Adapted by Anthony H. Cordesman from interviews, International Institute for Strategic Studies, Military Balance (IISS, London); various data available from Jane's, and Military Technology, World Defense Almanac

Southeast Asian Military Manpower in Key Powers in 2000-2001



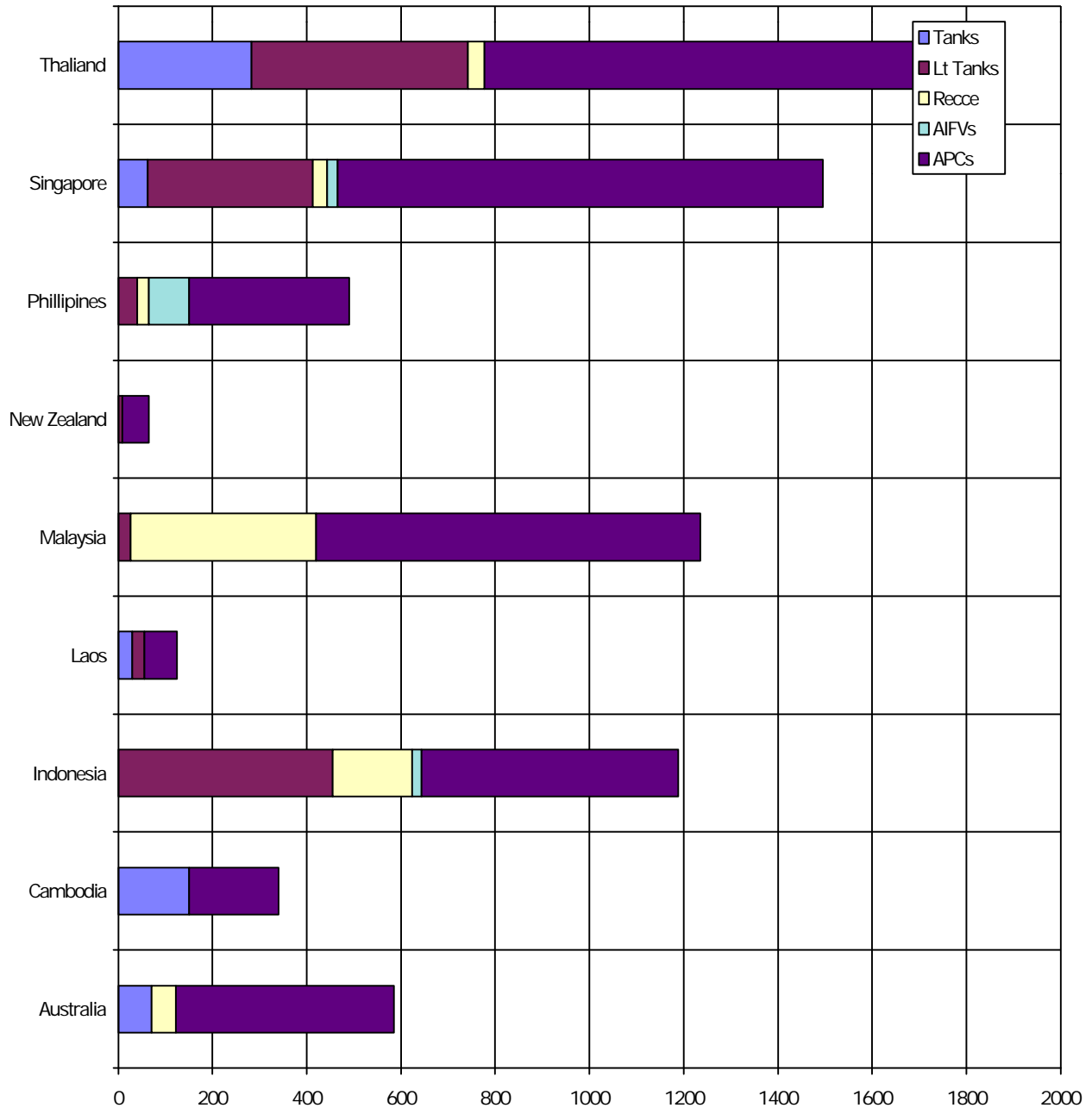
Source: Adapted by Anthony H. Cordesman from the IISS, Military Balance, 2000-2001.

Southeast Asian Main Battle Tanks: 2000-2001
(Number in Active Service)



Source: Adapted by Anthony H. Cordesman from IISS, Military Balance, 2000-2001.

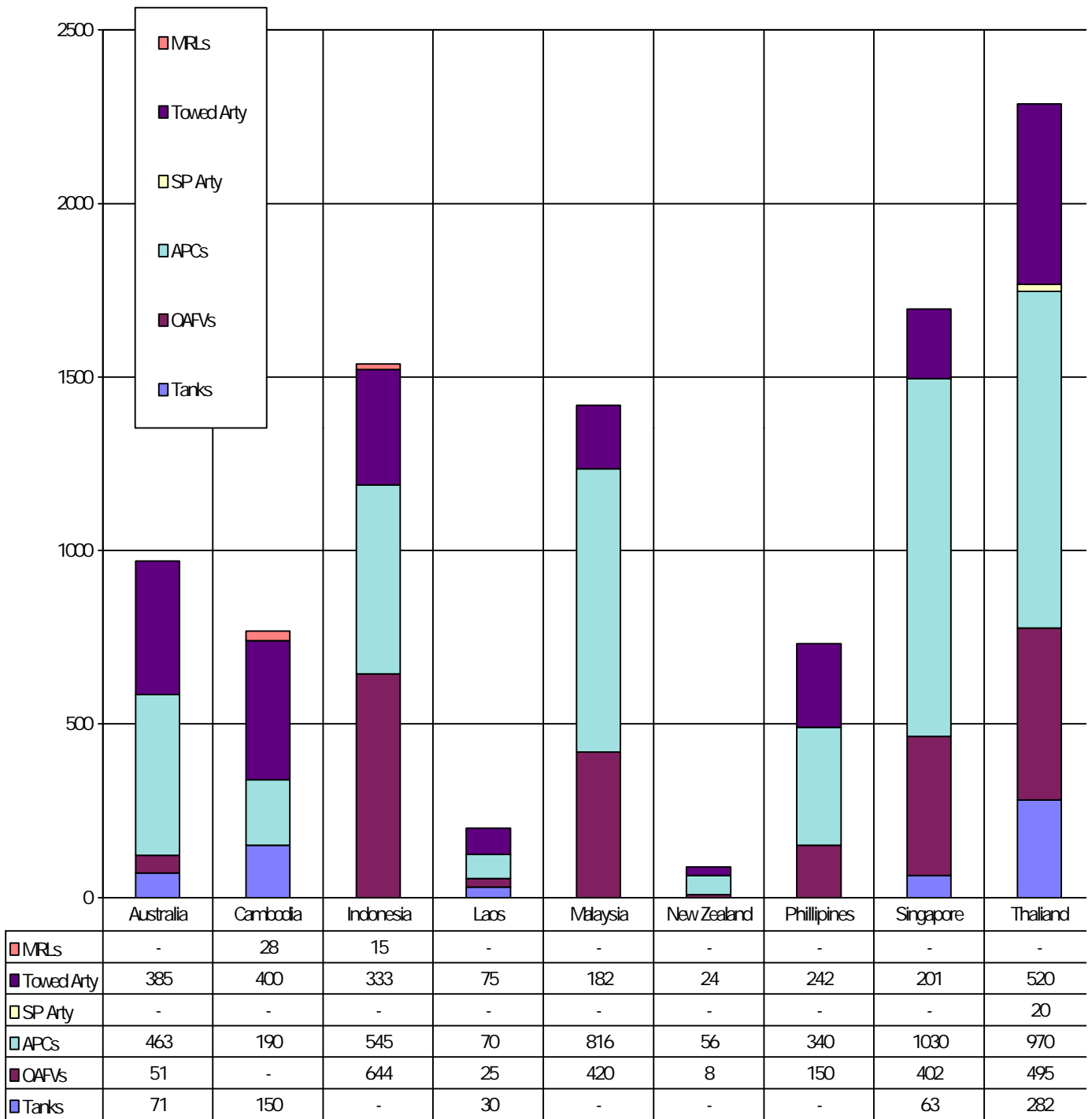
Southeast Asian Armored Fighting Vehicles: 2000-2001
 (Number of Tanks, OAFVs, APCs, Recce in Active Service)



	Australia	Cambodia	Indonesia	Laos	Malaysia	New Zealand	Philippines	Singapore	Thailand
■ APCs	463	190	545	70	816	56	340	1030	970
■ AIFVs	-	-	21	-	-	-	85	22	-
■ Recce	51	-	168	-	394	-	25	30	35
■ Lt Tanks	-	-	455	25	26	8	40	350	460
■ Tanks	71	150	-	30	-	-	-	63	282

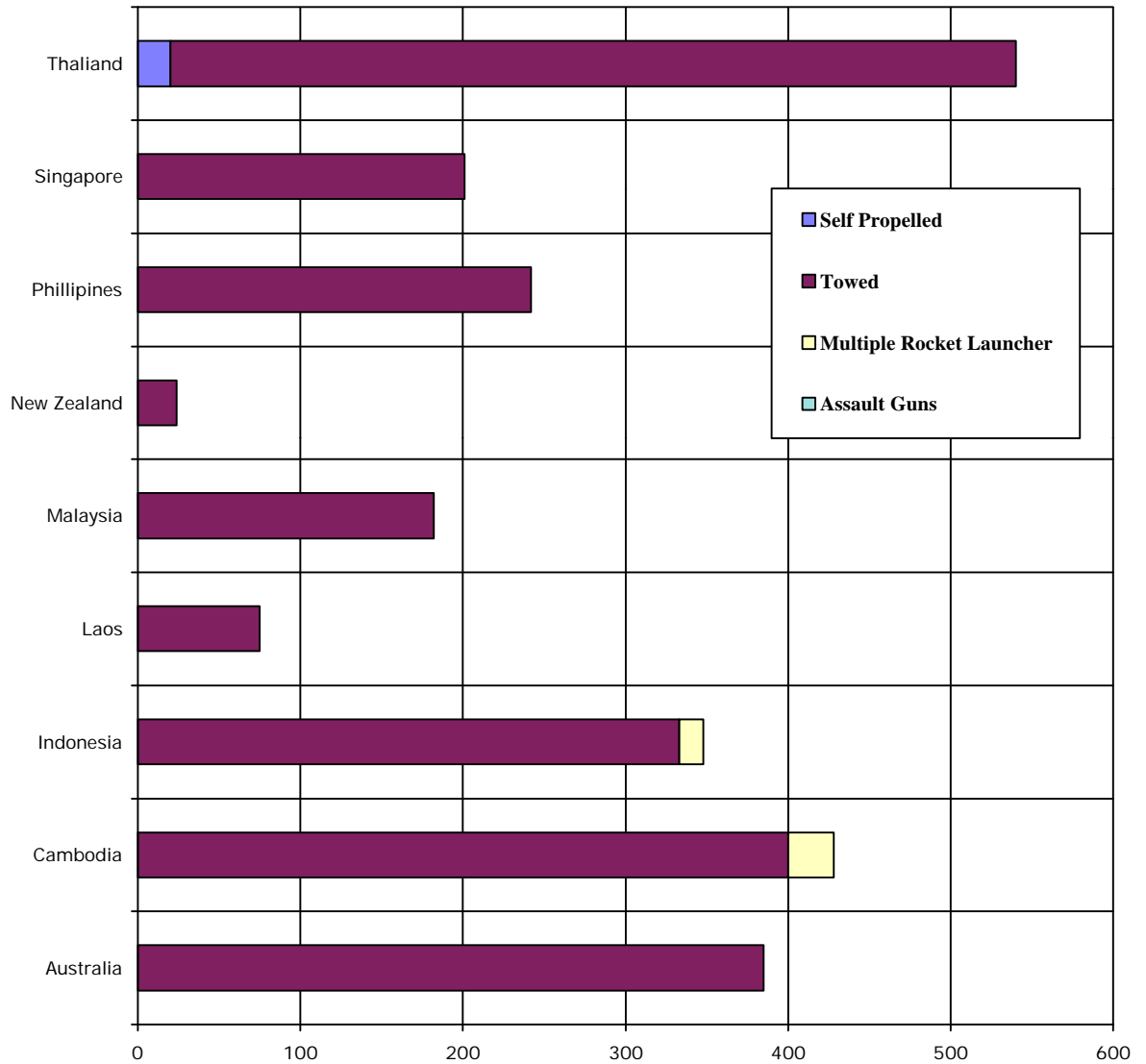
Source: Adapted by Anthony H. Cordesman from IISS, *Military Balance, 2000-2001*.

Southeast Asian Artillery Weapons in Key Powers in 2000-2001



Source: Adapted by Anthony H. Cordesman from the IISS, Military Balance, 2000-2001.

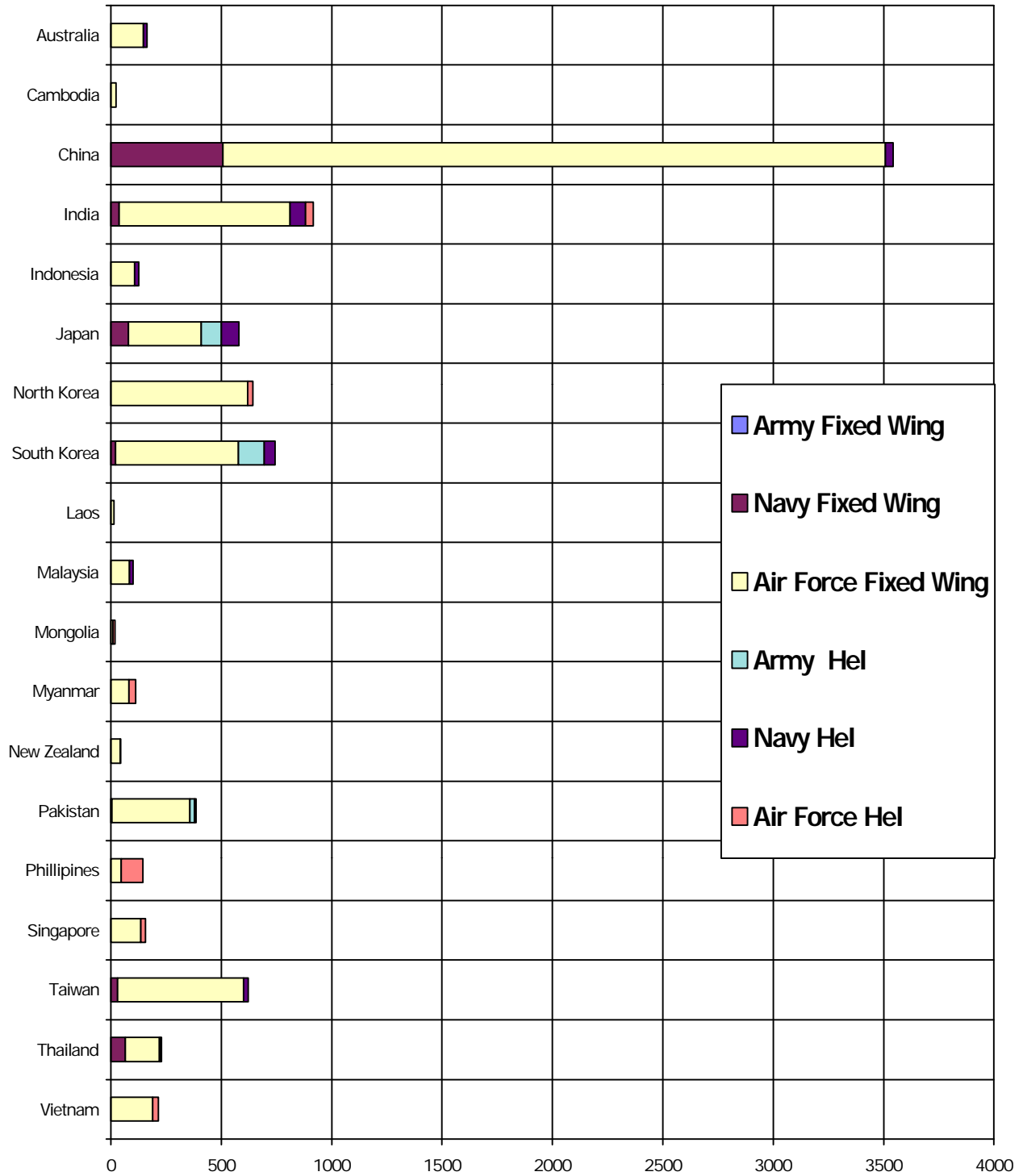
Southeast Asian Artillery Strength: 2000-2001
(Number in Active Service)



	Australia	Cambodia	Indonesia	Laos	Malaysia	New Zealand	Phillippines	Singapore	Thailand
Assault Guns	-	-	-	-	-	-	-	-	-
Multiple Rocket Launcher	-	28	15	-	-	-	-	-	-
Towed	385	400	333	75	182	24	242	201	520
Self Propelled	-	-	-	-	-	-	-	-	20

Source: Adapted by Anthony H. Cordesman from IISS, Military Balance, 2000-2001.

Southeast Asian Fixed and Rotary Wing Combat Aircraft: 2000-2001
(Number in Active Service)



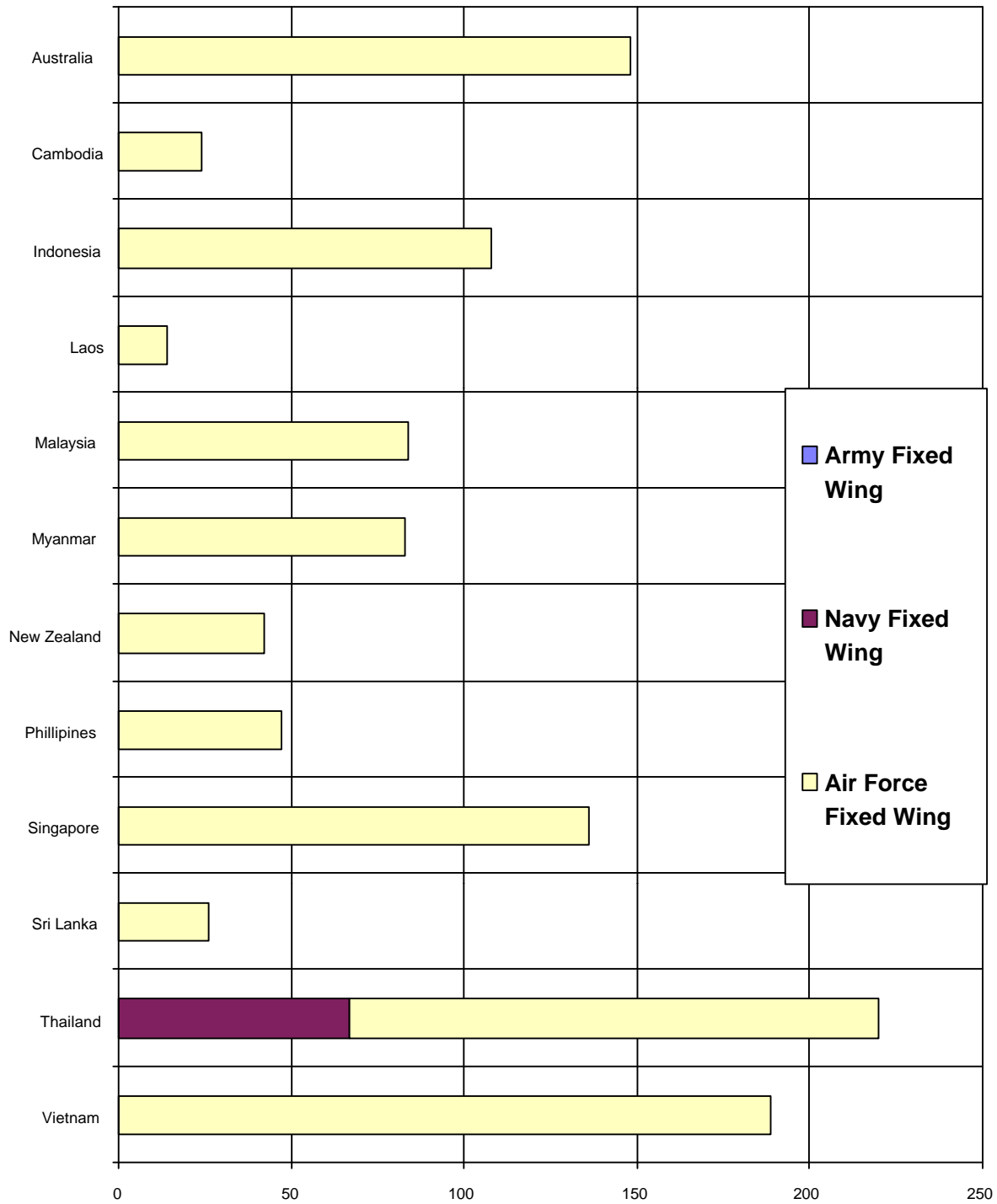
Source: Adapted by Anthony H. Cordesman from IISS, Military Balance, 2000-2001.

Southeast Asian Fixed and Rotary Wing Combat Aircraft: 2000-2001

	Fixed Wing					Helicopter		
	Army	Navy	Air Force	Army	Navy	Air Force		
Vietnam -	-	189	-	-	26			
Thailand -	67	153	4	5	-			
Sri Lanka -	-	26-	-	19				
Singapore -	-	136	-	-	20			
Phillipines -	-	47-	-	97				
New Zealand	-	-42	-	3	-			
Myanmar -	-	83-	-	29				
Malaysia -	-	84-	17	-				
Laos -	-	14-	-	-				
Indonesia -	-	108	-	18	-			
Cambodia -	-	24-	-	-				
Australia -	-	148	-	16	-			

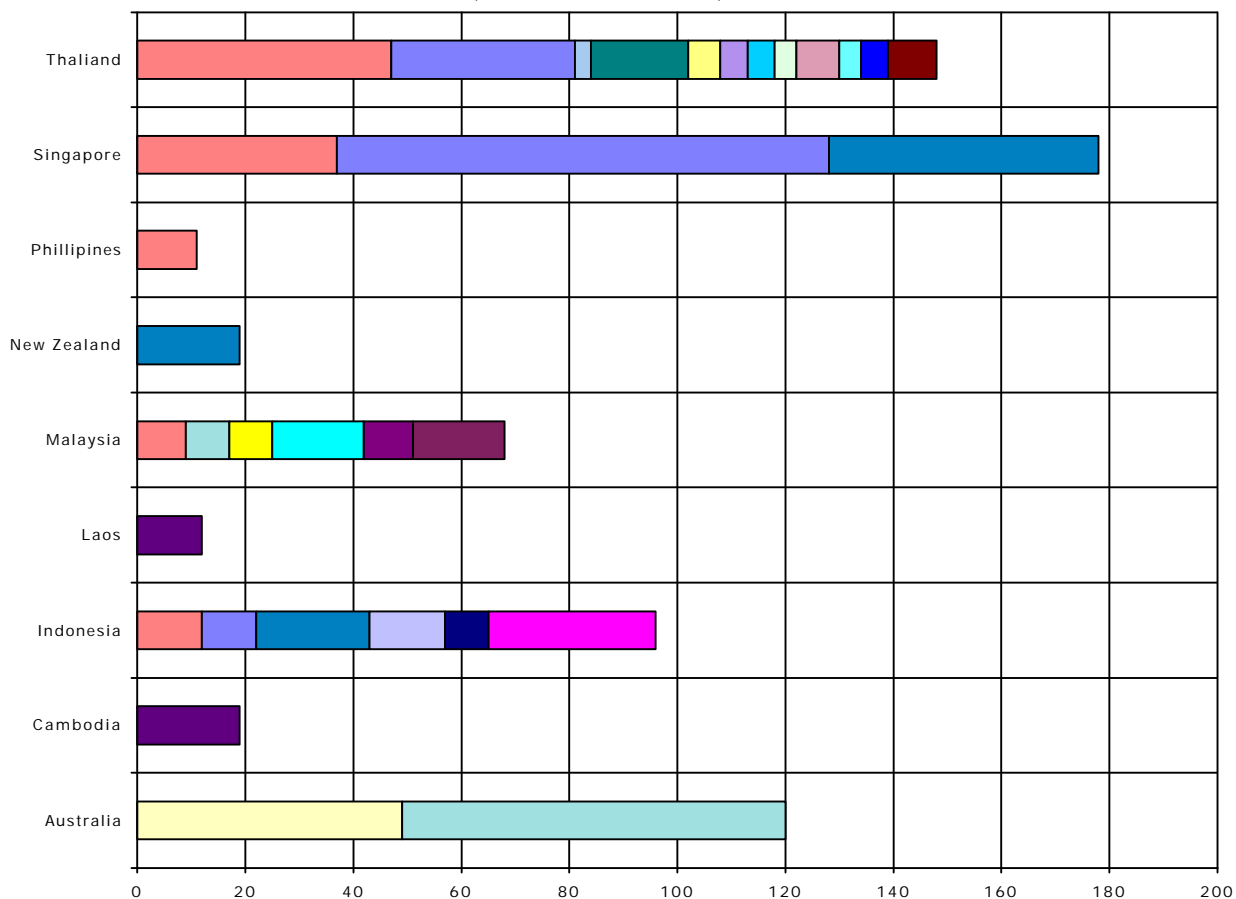
Source: Adapted by Anthony H. Cordesman from IISS, Military Balance, 2000-2001.

Southeast Asian Fixed Wing Combat Aircraft: 2000-2001
(Number in Active Service)



Source: Adapted by Anthony H. Cordesman from IISS, Military Balance, 2000-2001.

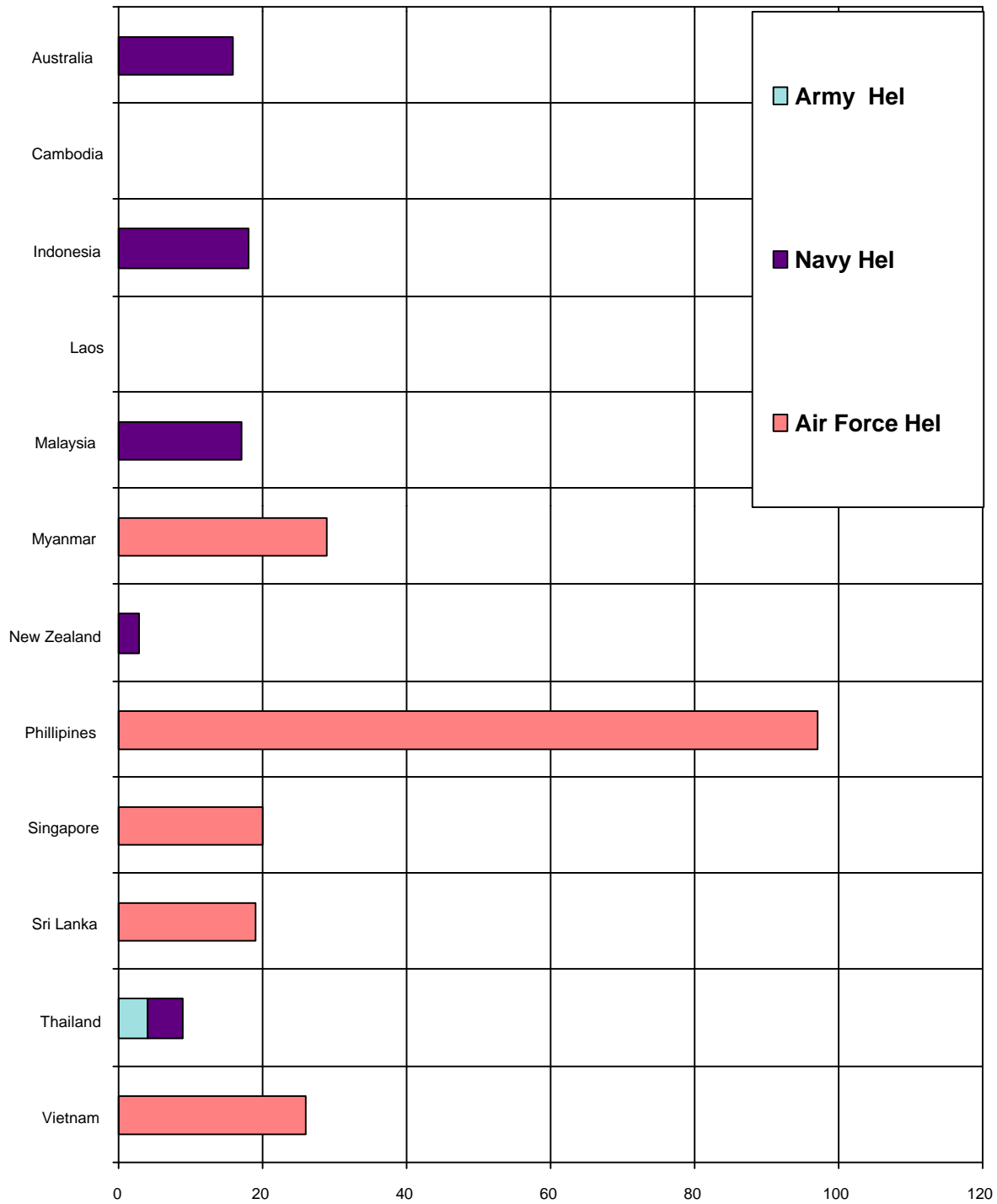
Southeast Asian Fixed Wing Combat Aircraft by Type: 2000-2001
(Number in Active Service)



	Australia	Cambodia	Indonesia	Laos	Malaysia	New Zealand	Phillipines	Singapore	Thailand
Harrier	-	-	-	-	-	-	-	-	9
MiG-29	-	-	-	-	17	-	-	-	-
MiG-21	-	19	-	12	-	-	-	-	-
MB-339	-	-	-	-	9	-	-	-	-
Hawk Mk 209	-	-	31	-	-	-	-	-	-
Hawk 208	-	-	-	-	17	-	-	-	-
Hawk Mk 109	-	-	8	-	-	-	-	-	-
Hawk 108	-	-	-	-	8	-	-	-	-
Hawk Mk 53	-	-	14	-	-	-	-	-	-
T-337	-	-	-	-	-	-	-	-	5
U-17	-	-	-	-	-	-	-	-	4
S-2	-	-	-	-	-	-	-	-	8
P-3T	-	-	-	-	-	-	-	-	4
O-1G	-	-	-	-	-	-	-	-	5
N-24 Nomad	-	-	-	-	-	-	-	-	5
Do-228	-	-	-	-	-	-	-	-	6
A-7	-	-	-	-	-	-	-	-	18
A-4	-	-	21	-	-	19	-	50	-
F/A-18	71	-	-	-	8	-	-	-	-
F-111	49	-	-	-	-	-	-	-	-
F-27 MPA	-	-	-	-	-	-	-	-	3
F-16	-	-	10	-	-	-	-	91	34
F-5	-	-	12	-	9	-	11	37	47

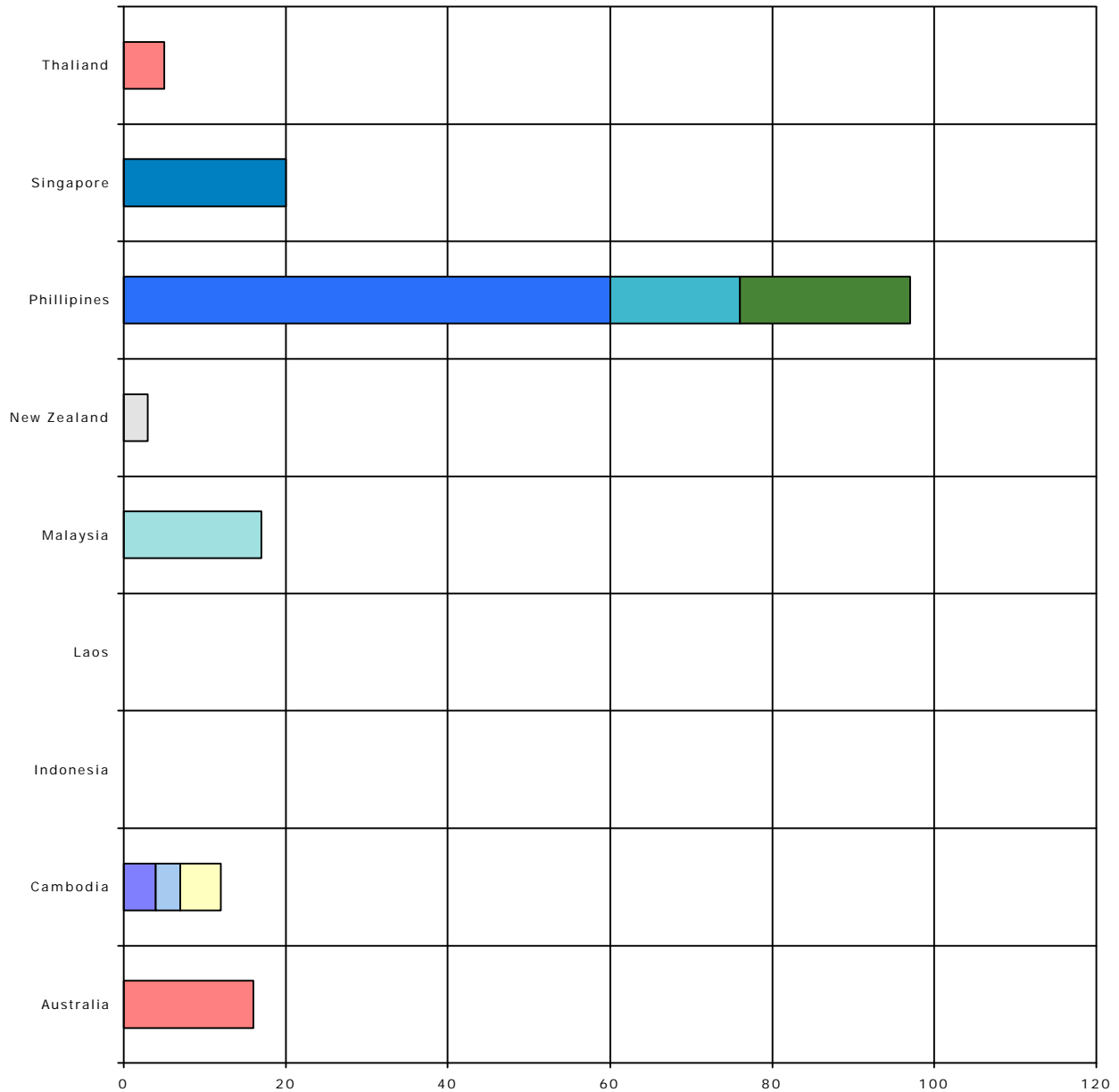
Source: Adapted by Anthony H. Cordesman from IISS, *Military Balance*, 2000-2001.

Southeast Asian Rotary Wing Combat Aircraft: 2000-2001
(Number in Active Service)



Source: Adapted by Anthony H. Cordesman from IISS, Military Balance, 2000-2001.

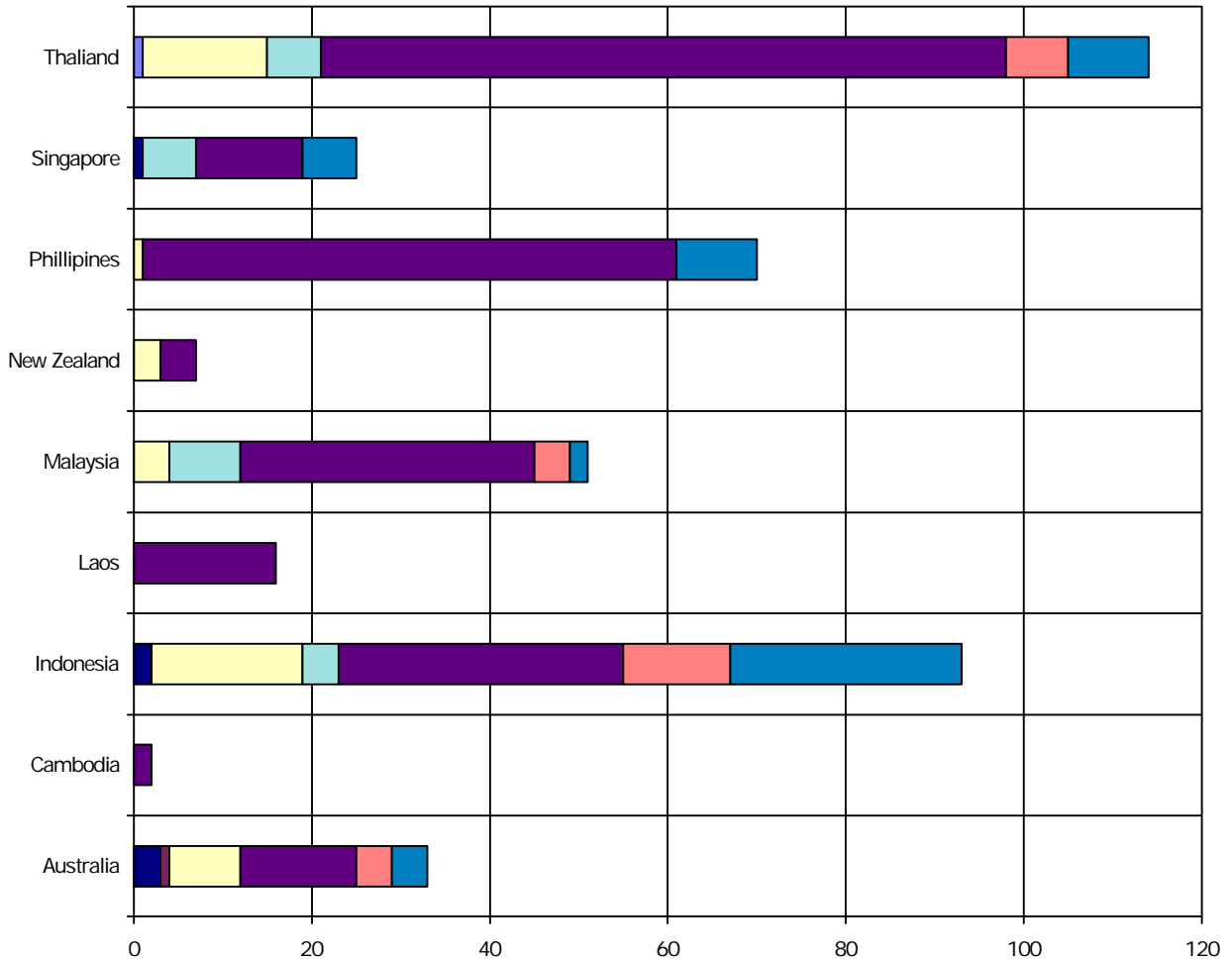
Southeast Asian Rotary Combat Aircraft by Type: 2000-2001
(Number in Active Service)



	Australia	Cambodia	Indonesia	Laos	Malaysia	New Zealand	Philippines	Singapore	Thailand
AS 550A2	-	-	-	-	-	-	-	20	-
Wasp HAS-1	-	-	-	-	17	-	-	-	-
Nbo-105	-	5	-	-	-	-	-	-	-
NAS-332F	-	3	-	-	-	-	-	-	-
Hughes 500	-	-	-	-	-	-	21	-	-
AUH-76	-	-	-	-	-	-	16	-	-
Bell U-1H	-	-	-	-	-	-	60	-	-
Bell-412	-	4	-	-	-	-	-	-	-
SH-2F	-	-	-	-	-	3	-	-	-
S-70	16	-	-	-	-	-	-	-	5

Source: Adapted by Anthony H. Cordesman from IISS, Military Balance, 2000-2001.

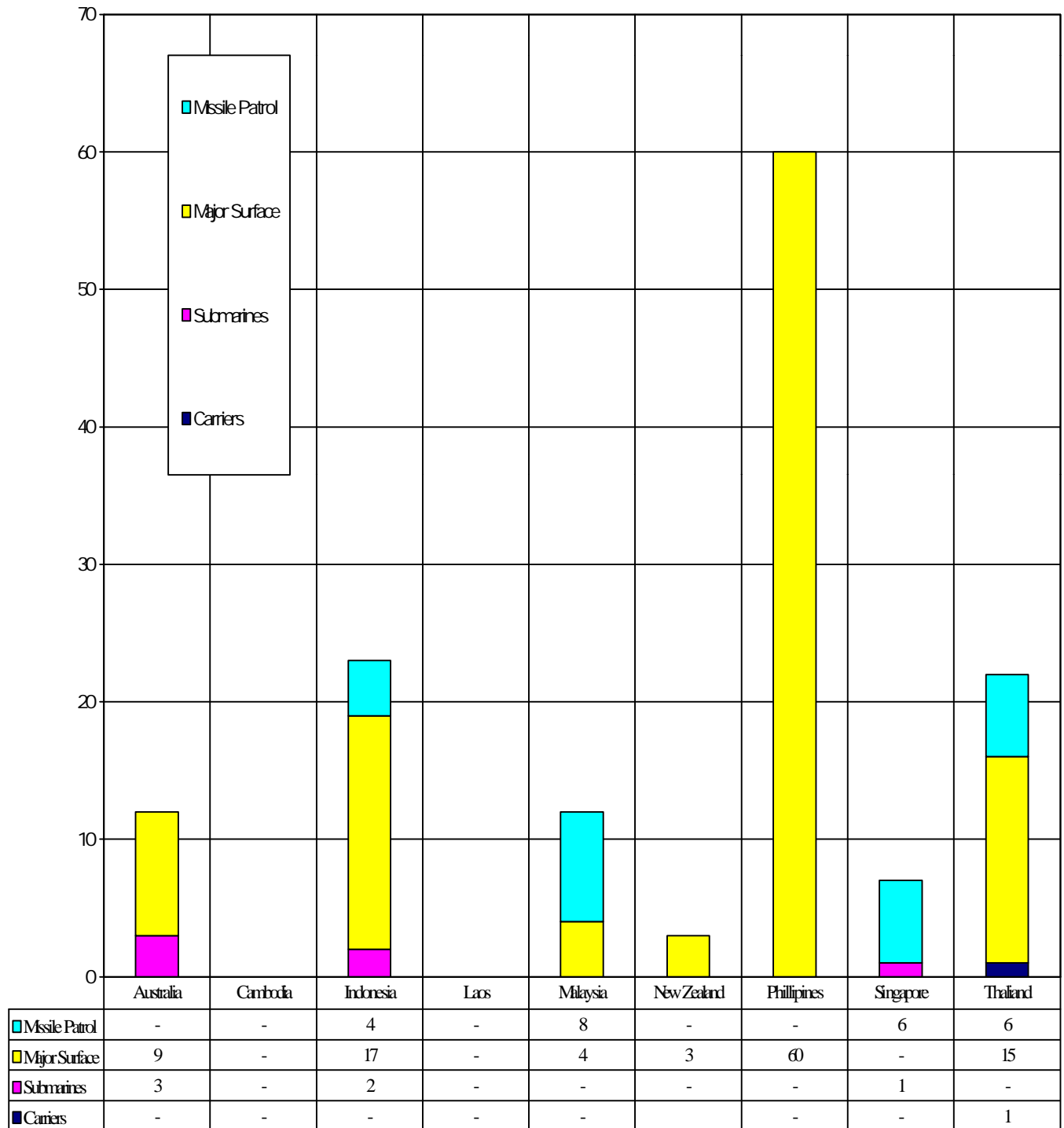
Southeast Asian Naval Combat Ships in 2000-2001
(Number in Active Service)



	Australia	Cambodia	Indonesia	Laos	Malaysia	New Zealand	Phillipines	Singapore	Thailand
Landing Craft	-	-	-	-	-	-	-	-	-
Amphibious	4	-	26	-	2	-	9	6	9
Mine	4	-	12	-	4	-	-	-	7
Other Patrol	13	2	32	16	33	4	60	12	77
Missile Patrol	-	-	4	-	8	-	-	6	6
Frigates	8	-	17	-	4	3	1	-	14
Cruisers	-	-	-	-	-	-	-	-	-
Destroyers	1	-	-	-	-	-	-	-	-
Carriers	-	-	-	-	-	-	-	-	1
Submarines	3	-	2	-	-	-	-	1	-
SSNs	-	-	-	-	-	-	-	-	-

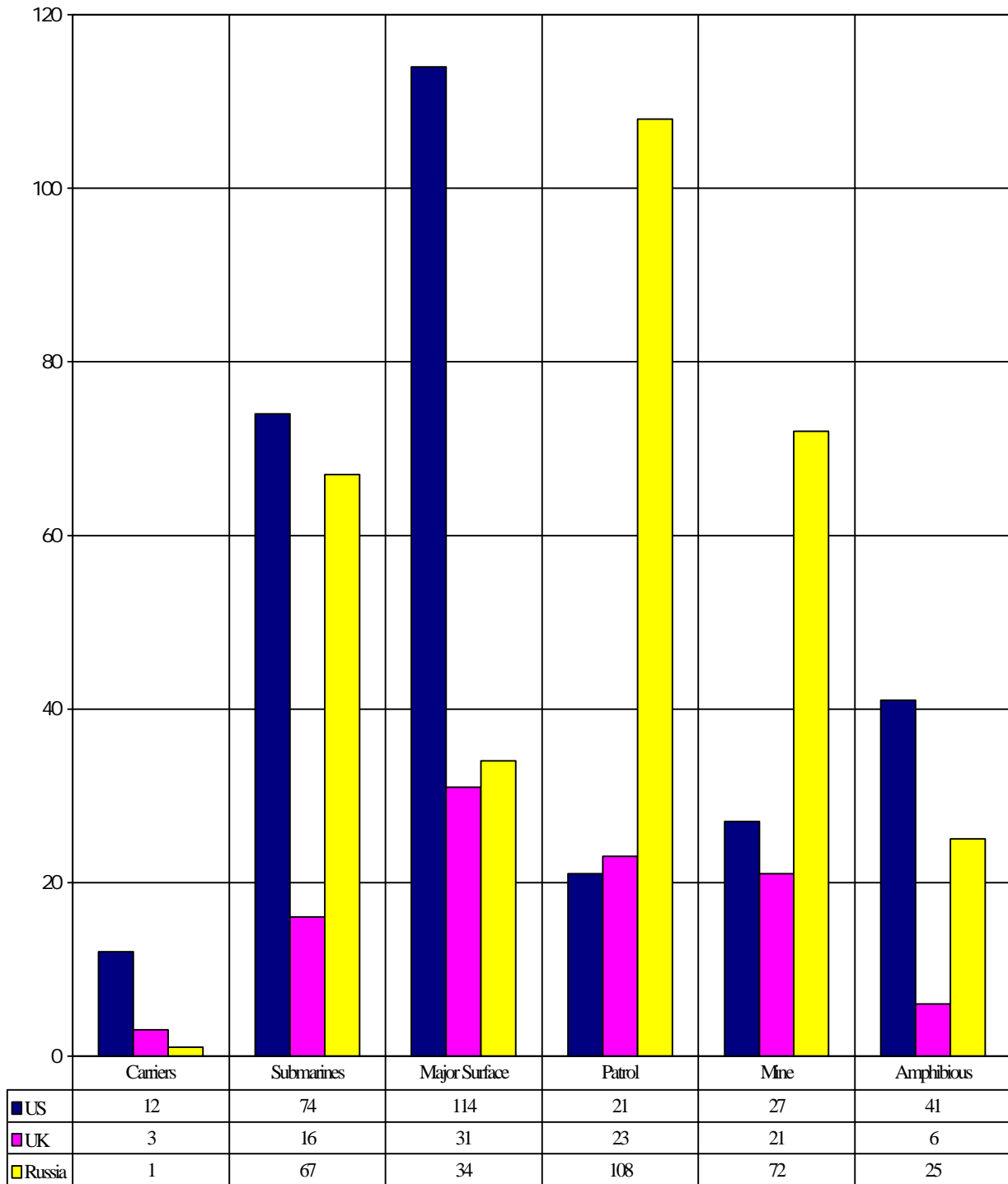
Source: Adapted by Anthony H. Cordesman from IISS, *Military Balance, 2000-2001*.

Southeast Asian Major Naval Combat Ships in Key Powers 2000-2001



Source: Adapted by Anthony H. Cordesman from the IISS, Military Balance, 2000-2001.

Western Naval Combat Ships Affecting the Asian Balance in 2000-2001



Source: Adapted by Anthony H. Cordesman from the IISS, Military Balance, 2000-2001.

